



Phone: (502) 863-7865

Fax: (502) 867-3710

January 14, 2022

Dear Board Member,

The monthly meeting of the Georgetown-Scott County Parks and Recreation Board will be held on January 18, 2022, at 5:30 pm at the Pavilion. 140 Pavilion Drive Georgetown KY. This is a Special Meeting (KRS61.823) due to Martin Luther King Holiday so only items on the agenda will be discussed.

Your presence will be greatly appreciated.

Sincerely,

Vicki Miller

Office Manager



Phone: (502) 863-7865

Fax: (502) 867-3710

**Notice Of Special  
Board Meeting  
AGENDA  
January 18, 2022**

The monthly meeting of the Georgetown-Scott County Parks and Recreation Board will be held on January 18, 2022, at 5:30 pm at the Pavilion, 140 Pavilion Drive, Georgetown KY.

- 1) Call to Order and Roll Call;
- 2) Approval of Agenda;
- 3) Public Comments;
- 4) Consent Agenda;
  1. Approval of the minutes for December 20, 2021.
  2. Bills for Approval
- 5) Staff Reports;
  1. Bookkeepers Report – Vicki Miller
  2. Marketing 4<sup>th</sup> Quarter Report- Courtlyn Ledesma
  3. Assistant Directors Report – Ed Maynard
  4. Facilities Maintenance – Mike Short
  5. Outdoor Maintenance – Larry Brandenburg
  6. Directors Report- Kim Rice
- 6) Old Business;
  
- 7) New Business;
  1. Comp time Report
  2. Claims Awareness Report- Vicki
  3. Scott Co Softball Club
  4. Scott Co Youth Baseball
  5. Stingrays
  
- 8) Board Members Comments;
- 9) Adjournment

# Georgetown Scott County Parks and Recreation Board

## Minutes

### December 20, 2021

- 1) Call to Order and Roll Call; Dale Stowe called the December 20, 2021, meeting of the Parks and Recreation Board to order. Members present are Ben Van Meter, Erik Flaig, Ron Flannery, Bill Hamilton. Also, present were Kim Rice, Cam Culbertson, Ed Maynard, Vicki Miller, Larry Brandenburg, Courtlyn Ledesma, Mike Short, Bryan Parker, Tristan Haynes, and Autumn Barnett.
- 2) Approval of Agenda; A motion was made by Ben Van Meter seconded by Ron Flannery. The motion carried unanimously.
- 3) Public Comments;
- 4) Consent Agenda items;
  1. Approval of the November 15, 2021, board minutes. A motion was made by Erik Flaig seconded by Ben Van Meter. The motion carried unanimously.
  2. Bills for Approval. A motion was made by Erik Flaig to approve the consent agenda seconded by Ben Van Meter. The motion carried unanimously.
- 5) Staff Reports;
  1. Bookkeepers Report – Vicki Miller reported that the balance on hand is \$1,194,960.41 the balance on hand this date last year was 622,435.94. A financial report was also provided.
  2. Assistant Director Report- Ed Maynard-Total Pavilion attendance for November 2021 is 8,156 total attendances for Ed Davis is 254.
  3. Facilities Maintenance- Mike Short- Minor plumbing repairs, Bill Hamilton asked about the new lights Mike informed the board that there are more to install.
  4. Outdoor Maintenance- Larry Brandenburg- Trimming trees and starting to service and repair the equipment for the next few months.
  5. Director’s Report Kim Rice-Handed out a schedule of future dates to remember. Kim informed the board of the January board meeting as being a special board meeting because of MLK- day. Mr. O’Rourke has given an outline that Kim said she approved so we should be seeing the draft soon. GFC has completed their audit for 2019-2020. Kim also reminded the board of the upcoming parks tour in January and the dates for the board orientation. For the Building and Grounds Facility Maintenance committee meeting Kim informed the board that she has invited CPS and an energy efficiency company to come to the meeting since we are looking at a drastic upgrade to our HVAC. Kim mentioned Board Members can take part in the Parks Board Training in Oldham County and the Facilities Tour in Richmond just let her know to get it scheduled.
- 6) Old Business;
  1. Early Voting- Kim Rice spoke with Amber Hoffman and asked her if she wanted to address the board for the request and be able to answer questions from the board. Amber stated the intent was for The Pavilion to be used as a last-minute change from the planned location. Kim did not feel that her board would be ok with that since it would displace the schedule of the facility on short notice but welcomed her to come talk to the board anyway, Kim stated she had not heard anything since.

2. Concession Building/Employee Rentals- Vicki Miller informed the board that in the years past that the road department employees have been giving the right to have the building with no fee. At the time of building that facility and when the road department was operating out of there old location is when this agreement was formed. Moving forward we want the board to set the procedure as how to handle this in the future. We also would like for the board to consider our parks employees which have had the deposits waived or fees waived for usage of the facilities and how they would like to move forward in the upcoming years. Kim also mentioned that we have a good working relationship with both the city and the county and want to keep that moving forward. After some board discussion the board decided to have the building and grounds committee to research this further and offer suggestions moving forward.
3. Building Grounds Committee- Ben Van Meter talked about the meeting that was held on a previous day and the subject was to change the policy about capital improvements that they must be approved by the board once research on the future cost to parks has been assessed. Discussion took place about the high-water bill at Marshall Park and the water company checking the meter to find out the meter wasn't operating correctly; we have been given a credit and should find out if they will be refunding the remainder of those fees due to faulty equipment. Kim requested for the water company to give us a meter map with identification attached to the meter.
4. Recreation Programming Committee- Erik Flaig stated they had been working with the Sharks on the contract and thanked Ben Van Meter and Cam Culbertson for their help and will be having a new contract going into the new year. The number of lanes available is still an issue that the parties are having trouble negotiating.
5. Administrative & Finance Committee- Ben Van Meter discussed the director's evaluation and that the outcome was that the board is pleased with the director and her performance.

#### 7) New Business;

1. GSCFOTP- Erik Flaig has agreed to serve on the Friends of the Park board. Ben Van Meter made a motion to accept the appointment seconded by Bill Hamilton. The motion carried unanimously.
2. Policy Update- Proper Dress and Appearance- Kim stated that the update would consist of the guards being required to wear shorts and t-shirts over their bathing suits. Ben Van Meter made a motion to approve the policy changes seconded by Erik Flaig. The motion carried unanimously.
3. New Policy- Facility Patron Rules- Kim mentioned that our rules aren't consistent with our policies and procedures, the recommendation is that the minimum age of unsupervised participants have a procedure in place that requires adults, guardians to come in the facility to register them that way we have their contact information accessible. To be effective March 1<sup>st</sup>, 2022, which gives us the opportunity to alert the public. In short, the minimum age to be unsupervised in this facility be 13 years. Ben Van Meter made a motion to approve the changes seconded by Erik Flaig. The motion carried unanimously.
4. Ed Davis LWCF- Kim Rice addressed the board with the issue of the Ed Davis Playground and applying for grant funds to upgrade that location, Kim Rice is asking the board to approve for Courtlyn Ledesma and herself to apply for the

Land and Water Grant Funds. Ben Van Meter made a motion to allow Kim and Courtlyn to apply for the funds seconded by Erik Flaig. The motion carried unanimously.

5. Board Elections- Dale Stowe stated we needed to do board elections and they proceeded to take nominations. Ben Van Meter nominated Ron Flannery as vice chair seconded by Erik Flaig. The motion carried unanimously. Dale Stowe asked for nominations for the secretary. Ben Van Meter nominated Bill Hamilton seconded by Erik Flaig. The motion carried unanimously. Dale Stowe then asked a nomination for the treasurer. Ron Flannery nominated Erik Flaig seconded by Ben Van Meter. The motion carried unanimously. Kim stated that Dt Wells is taking Ben Van Meters place on the board starting in January.

8) Board Members Comments: Ben Van Meter thanked everyone for their service and that he has enjoyed being on the board. Bill Hamilton thanked Ben for his service during his term. Kim Rice presented Ben Van Meter with a thank you token.

9) Adjournment – The motion carried unanimously, Meeting adjourned. Ben Van Meter motioned to adjourn seconded by Erik Flaig. The motion carried unanimously.

**Georgetown-Scott County Parks and Recreation**  
**Paid Bills Detail**  
As of January 10, 2022

	Date	Memo	Account	Debit	Credit
<b>Amazon</b>					
	12/31/2021		2000 · Accounts Payable		737.73
	12/31/2021	Reindeer Costume,Blacklight,Supplies for Breakout Room	9400 · ED-Prog., Event, Supplies&Equip	359.12	
	12/31/2021	Desk Planners/Calculator Rbn/laminate sheets	4270 · Office Supplies and Equipment	110.34	
	12/31/2021	2000lb Toggle Clamps	4810 · Supplies	14.49	
	12/31/2021	Child Safety Harness(KidZone)	8030 · Pavilion - Child Care	7.88	
	12/31/2021	Film exposures(60) Reindeer Headbands	8089 · Pavilion - Special Events Suppl	84.97	
	12/31/2021	Elf Costumes/Fog Machine/50 LED Firelight	6850 · New Prog/Sp Events Supplies	160.93	
Total Amazon				737.73	737.73
<b>American Business Systems Inc.</b>					
	12/31/2021		2000 · Accounts Payable		589.22
	12/31/2021		4270 · Office Supplies and Equipment	516.37	
	12/31/2021		9230 · ED - Office Supplies	72.85	
Total American Business Systems Inc.				589.22	589.22
<b>Charter Communications</b>					
	12/31/2021		2000 · Accounts Payable		1,078.49
	12/31/2021	Pavilion Cable	8074 · Pavilion - Supp., Serv., Repair	437.20	
	12/31/2021	Ed Davis Cable	9315 · ED Internet Service/Cable	241.34	
	12/31/2021	Outdoor Main. Bldg. Cable	4600 · Scott County Park	134.98	
	12/31/2021	SFAC Cable	5060 · SFAC Center Phone	134.98	
	12/31/2021	Concession Bldg. Cable	4810 · Supplies	129.99	
Total Charter Communications				1,078.49	1,078.49
<b>Columbia Gas of Kentucky</b>					
	12/31/2021		2000 · Accounts Payable		4,925.75
	12/31/2021	Pavilion Gas Bill	8066 · Pavilion - Columbia Gas	4,925.75	
	12/31/2021		2000 · Accounts Payable		316.58
	12/31/2021	Ed Davis Gas Bill	9311 · ED - Columbia Gas	316.58	

**Georgetown-Scott County Parks and Recreation**  
**Paid Bills Detail**  
As of January 10, 2022

	Date	Memo	Account	Debit	Credit
	12/31/2021		2000 · Accounts Payable		519.26
	12/31/2021	Outdoor Main. Bldg Gas Bill	4600 · Scott County Park	519.26	
Total Columbia Gas of Kentucky				5,761.59	5,761.59
<b>Fuelman</b>					
	12/31/2021		2000 · Accounts Payable		109.38
	12/31/2021	Gas for Parents Night Out(2 Vehicles)	9400 · ED-Prog., Event, Supplies&Equip	109.38	
Total Fuelman				109.38	109.38
<b>Georgetown Municipal Water</b>					
	12/31/2021		2000 · Accounts Payable		24.75
	12/31/2021	1240 Cincinnati Pk	4600 · Scott County Park	24.75	
	12/31/2021	Royal Spring Park	2000 · Accounts Payable		13.79
	12/31/2021	Royal Spring Park	4650 · Royal Spring Park	13.79	
	12/31/2021	Royal Spring Park	2000 · Accounts Payable		13.79
	12/31/2021	Royal Spring Park	4650 · Royal Spring Park	13.79	
	12/31/2021	145 Ed Davis Ln	2000 · Accounts Payable		20.79
	12/31/2021	0 Long Lick Entrance	4540 · Ed Davis Park	20.79	
	12/31/2021	140 Pavilion Dr	2000 · Accounts Payable		13.79
	12/31/2021	140 Pavilion Dr	4600 · Scott County Park	13.79	
	12/31/2021	1260 Cincinnati Pk	2000 · Accounts Payable		3,023.75
	12/31/2021	140 Pavilion Dr	8070 · Pavilion - Georgetown Water	3,023.75	
	12/31/2021		2000 · Accounts Payable		16.30
	12/31/2021	1260 Cincinnati Pk	4600 · Scott County Park	16.30	
	12/31/2021	Scott Co. Park	2000 · Accounts Payable		13.01
	12/31/2021	151 Ed Davis Ln	4600 · Scott County Park	13.01	
	12/31/2021	151 Ed Davis Ln	2000 · Accounts Payable		101.80
	12/31/2021	200 Airport Rd	9313 · ED - Georgetown Water	101.80	
	12/31/2021		2000 · Accounts Payable		32.54
	12/31/2021	200 Airport Rd	4570 · Marshall Park	32.54	
	12/31/2021	140 Pavilion DR	2000 · Accounts Payable		120.87
	12/31/2021	140 Pavilion DR	8070 · Pavilion - Georgetown Water	120.87	

**Georgetown-Scott County Parks and Recreation  
Paid Bills Detail  
As of January 10, 2022**

	Date	Memo	Account	Debit	Credit
	12/31/2021		2000 · Accounts Payable		33.23
	12/31/2021	200 Airport Rd/ Aquatic Center	5050 · SFAC Georgetown Water	33.23	
	12/31/2021		2000 · Accounts Payable		24.75
	12/31/2021	Scroggins Rd Picnic Shelter	4510 · Suffoletta Park	24.75	
	12/31/2021		2000 · Accounts Payable		26.23
	12/31/2021	Scroggins/ Batting Cage	4510 · Suffoletta Park	26.23	
	12/31/2021		2000 · Accounts Payable		13.79
	12/31/2021	Louie b Nunn Dr/ Field #3	4510 · Suffoletta Park	13.79	
	12/31/2021		2000 · Accounts Payable		13.01
	12/31/2021	Horse Shoe Pit	4510 · Suffoletta Park	13.01	
	12/31/2021		2000 · Accounts Payable		24.75
	12/31/2021	Louie B Nunn/Concession Stand	4510 · Suffoletta Park	24.75	
	12/31/2021		2000 · Accounts Payable		20.79
	12/31/2021	Louie B Nunn/ Field #1	4510 · Suffoletta Park	20.79	
	12/31/2021		2000 · Accounts Payable		13.79
	12/31/2021	Scroggins Dr/ Fields #2 & 4	4510 · Suffoletta Park	13.79	
				3,565.52	3,565.52
<b>Total Georgetown Municipal Water</b>					
<b>Nextiva Inc.</b>					
	12/31/2021		2000 · Accounts Payable		933.50
	12/31/2021	Pavilion Phones	4240 · Office Phone	584.68	
	12/31/2021	SFAC Phones	5060 · SFAC Center Phone	220.18	
	12/31/2021	Ed Davis Phones	9310 · ED - Telephone	64.32	
	12/31/2021	Larry Shop Phones	4600 · Scott County Park	64.32	
<b>Total Nextiva Inc.</b>				933.50	933.50
<b>Republic Services Inc.</b>					
	12/31/2021		2000 · Accounts Payable		1,541.58
	12/31/2021	Trash Removal	8074 · Pavilion - Supp., Serv., Repair	1,541.58	
<b>Total Republic Services Inc.</b>				1,541.58	1,541.58



**Georgetown-Scott County Parks and Recreation**  
**Paid Bills Detail**  
As of January 10, 2022

	Date	Memo	Account	Debit	Credit
<b>Tractor Supply Company</b>					
	12/31/2021		2000 · Accounts Payable		25.34
	12/31/2021	WShield Fluid/Antifreeze/PB Blaster	4660 · Vehicle Maintenance and Parts	25.34	
<b>Total Tractor Supply Company</b>				25.34	25.34
<b>Verizon Wireless</b>					
	12/31/2021		2000 · Accounts Payable		901.83
	12/31/2021	Full Time Cell Phones	4750 · Cell phones	901.83	
<b>Total Verizon Wireless</b>				901.83	901.83
<b>Wal-Mart</b>					
	12/31/2021		2000 · Accounts Payable		1,323.23
	12/31/2021	Breakout Room Supplies	9400 · ED-Prog., Event, Supplies&Equip	652.38	
	12/31/2021	Fun Express Supplies	6550 · Fun Express Supplies	54.45	
	12/31/2021	Christmas Float supplies	6850 · New Prog/Sp Events Supplies	223.15	
	12/31/2021	Breakfast w/ Santa supplies	8089 · Pavilion - Special Events Suppl	351.96	
	12/31/2021	ED Cleaning supplies	9230 · ED - Office Supplies	41.29	
<b>Total Wal-Mart</b>				1,323.23	1,323.23
<b>Total</b>				<b>16,567.41</b>	<b>16,567.41</b>

**Georgetown-Scott County Parks and Recreation**  
**Unpaid Bills Detail**  
As of January 14, 2022

	Date	Memo	Account	Debit	Credit
<b>4imprint Inc.</b>					
	12/31/2021		2000 · Accounts Payable		576.82
	12/31/2021	Qty:500 lanyard w/clip minor patrons	8104 · Pavilion - Miscellaneous Expens	576.82	
<b>Total 4imprint Inc.</b>				576.82	576.82
<b>American Red Cross</b>					
	12/31/2021		2000 · Accounts Payable		240.00
	12/31/2021	Qty 6 Lifeguard-BL	8094 · Pavilion - Aquatics Supplies	240.00	
<b>Total American Red Cross</b>				240.00	240.00
<b>Bluegrass Business Health</b>					
	12/31/2021		2000 · Accounts Payable		105.00
	12/31/2021	New hire drug Screening x3	4130 · Drug Testing	105.00	
<b>Total Bluegrass Business Health</b>				105.00	105.00
<b>Brandstetter Carroll, Inc.</b>					
	12/31/2021		2000 · Accounts Payable		7,225.00
	12/31/2021	Operations Master Plan	4880 · Capital Expenditures	7,225.00	
<b>Total Brandstetter Carroll, Inc.</b>				7,225.00	7,225.00
<b>Brenntag Mid-South, Inc.</b>					
	12/30/2021		2000 · Accounts Payable		887.54
	12/30/2021	Hydrochl Acid/Sod Bicarbonate for pool	8094 · Pavilion - Aquatics Supplies	887.54	
<b>Total Brenntag Mid-South, Inc.</b>				887.54	887.54
<b>Comfort &amp; Process Solutions</b>					
	12/31/2021		2000 · Accounts Payable		1,930.00
	12/31/2021	Quarterly PM/4 Aeon & Dectron Units	8074 · Pavilion - Supp., Serv., Repair	1,930.00	
<b>Total Comfort &amp; Process Solutions</b>				1,930.00	1,930.00

**Georgetown-Scott County Parks and Recreation**  
**Unpaid Bills Detail**  
As of January 14, 2022

	Date	Memo	Account	Debit	Credit
<b>Cooper Wholesale Inc.</b>					
	12/31/2021		2000 · Accounts Payable		542.77
	12/31/2021	Clean Supplies/TP,PT,Soap,Soft Cling	8074 · Pavilion - Supp., Serv., Repair	542.77	
	12/31/2021		2000 · Accounts Payable		288.86
	12/31/2021	Bio Degreaser/Paper Towels/Blast Degreaser	8074 · Pavilion - Supp., Serv., Repair	288.86	
<b>Total Cooper Wholesale Inc.</b>				<b>831.63</b>	<b>831.63</b>
<b>Fire Protection Services, Inc.</b>					
	12/31/2021		2000 · Accounts Payable		270.00
	12/31/2021	Ed Davis Fire/Alarm Inspection	9320 · ED - Supplies, Serv., Repair	270.00	
<b>Total Fire Protection Services, Inc.</b>				<b>270.00</b>	<b>270.00</b>
<b>Georgetown Tire LLC</b>					
	12/31/2021		2000 · Accounts Payable		462.80
	12/31/2021	4 Tires For Unit #21	4660 · Vehicle Maintenance and Parts	462.80	
<b>Total Georgetown Tire LLC</b>				<b>462.80</b>	<b>462.80</b>
<b>Global Supply &amp; Floor Equipment</b>					
	12/31/2021		2000 · Accounts Payable		35.96
	12/31/2021	4 Dustmop Handles	8074 · Pavilion - Supp., Serv., Repair	35.96	
	12/31/2021		2000 · Accounts Payable		317.98
	12/31/2021	Copy Paper/ Laser Jet Ink/Toner	4270 · Office Supplies and Equipment	317.98	
	12/31/2021		2000 · Accounts Payable		89.00
	12/31/2021	Tonor/Laser Jet Black	4270 · Office Supplies and Equipment	89.00	
<b>Total Global Supply &amp; Floor Equipment</b>				<b>442.94</b>	<b>442.94</b>
<b>Kentucky GFOA</b>					
	12/31/2021		2000 · Accounts Payable		50.00
	12/31/2021	KGFOA Annual Membership Dues 2022	4280 · Professional Fees	50.00	
<b>Total Kentucky GFOA</b>				<b>50.00</b>	<b>50.00</b>

**Georgetown-Scott County Parks and Recreation  
Unpaid Bills Detail  
As of January 14, 2022**

	Date	Memo	Account	Debit	Credit
<b>Kentucky League of Cities</b>					
	12/31/2021		2000 · Accounts Payable		51.41
	12/31/2021	Insurance for PS2072 Seeder	4370 · Liability, Equipment Insurance	51.41	
<b>Total Kentucky League of Cities</b>				51.41	51.41
<b>Kentucky Motor of Gtawn</b>					
	12/31/2021		2000 · Accounts Payable		45.64
	12/31/2021	Filters/Oil for Unit #12	4660 · Vehicle Maintenance and Parts	45.64	
<b>Total Kentucky Motor of Gtawn</b>				45.64	45.64
<b>Kentucky Portable Toilets</b>					
	12/31/2021		2000 · Accounts Payable		1,620.00
	12/31/2021	Porta Potty Service	4810 · Supplies	1,620.00	
<b>Total Kentucky Portable Toilets</b>				1,620.00	1,620.00
<b>Kentucky Recreation &amp; Park Society</b>					
	12/31/2021		2000 · Accounts Payable		190.00
	12/31/2021	Daniel/Mike KRPS Conference	4360 · Continuing Education	190.00	
	12/31/2021		2000 · Accounts Payable		2,500.00
	12/31/2021	CPSI Couuse/Exam QTY: 3 Employees	4360 · Continuing Education	1,875.00	
	12/31/2021		2000 · Accounts Payable		625.00
	12/31/2021	CPSI Course/Exam	4360 · Continuing Education	625.00	
	12/31/2021	CPSI Course/Exam QTY : 1	9250 · ED - Continuing Education	625.00	
	12/31/2021		2000 · Accounts Payable		600.00
	12/31/2021	AFO Course/Exam/Bryan, Courthland/Autum	4360 · Continuing Education	450.00	
	12/31/2021	AFO Course/Exam/Katie	9250 · ED - Continuing Education	150.00	
<b>Total Kentucky Recreation &amp; Park Society</b>				3,915.00	3,915.00
<b>Lowe's Home Centers Inc.</b>					
	12/31/2021		2000 · Accounts Payable		889.72
	12/31/2021	Dw Blade/Dewalt Saw/Shop Tools/LED Shop lights	4810 · Supplies	542.38	

**Georgetown-Scott County Parks and Recreation**  
**Unpaid Bills Detail**  
As of January 14, 2022

	Date	Memo	Account	Debit	Credit
	12/31/2021	Faucet/Water Lines/Screw Driver	8074 · Pavilion - Supp., Serv., Repair	105.06	
	12/31/2021	Cable Bow/Wire, Ceiling Tile/Cutter/Drill Bit	9320 · ED - Supplies, Serv., Repair	200.08	
	12/31/2021	Qty: 10 Bags of Play Sand	9400 · ED-Prog., Event, Supplies&Equip	42.20	
<b>Total Lowe's Home Centers, Inc.</b>				<b>889.72</b>	<b>889.72</b>
<b>Pitney Bowes-Reserve Acct.</b>					
	12/31/2021		2000 · Accounts Payable		308.22
	12/31/2021	Postage for stamp machine	4270 · Office Supplies and Equipment	308.22	
<b>Total Pitney Bowes-Reserve Acct.</b>				<b>308.22</b>	<b>308.22</b>
<b>Recreonics Corporation</b>					
	12/31/2021		2000 · Accounts Payable		76.42
	12/31/2021	Lane line cable for pool	8094 · Pavilion - Aquatics Supplies	76.42	
	01/14/2022		2000 · Accounts Payable		637.59
	01/14/2022	Underwater Pool LED light	8074 · Pavilion - Supp., Serv., Repair	637.59	
<b>Total Recreonics Corporation</b>				<b>714.01</b>	<b>714.01</b>
<b>Schiller Hardware</b>					
	12/31/2021		2000 · Accounts Payable		35.70
	12/31/2021	Mortise Cylinder to repair door in Men's Locker Rm	8074 · Pavilion - Supp., Serv., Repair	35.70	
<b>Total Schiller Hardware</b>				<b>35.70</b>	<b>35.70</b>
<b>SESAC</b>					
	12/31/2021		2000 · Accounts Payable		513.00
	12/31/2021	Annual Music License for Dance Program	8085 · Pavilion - Dance/Gym Supplies	513.00	
<b>Total SESAC</b>				<b>513.00</b>	<b>513.00</b>
<b>Southern States</b>					
	12/31/2021		2000 · Accounts Payable		1,193.50
	12/31/2021	Fuel for work vehicles	4780 · Fuel and Oil	1,193.50	
<b>Total Southern States</b>				<b>1,193.50</b>	<b>1,193.50</b>

**Georgetown-Scott County Parks and Recreation  
Unpaid Bills Detail  
As of January 14, 2022**

	Date	Memo	Account	Debit	Credit
Whitaker Bank, N.A.					
	12/31/2021		2000 · Accounts Payable		1,269.88
	12/31/2021	Breakfast w/ Santa Supplies	8089 · Pavilion - Special Events Suppl	81.76	
	12/31/2021	Snr Wld Trip,Meals, Parking/ Parents N Out Food	9400 · ED-Prog. Event, Supplies&Equip	221.21	
	12/31/2021	Cookies for Dec. Board Meeting	6880 · Miscellaneous	41.25	
	12/31/2021	Qty 2 CCard Machines/Tax Forms/Cricut Annual Mem.	4270 · Office Supplies and Equipment	925.66	
Total Whitaker Bank, N.A.				1,269.88	1,269.88
Wiseway					
	12/31/2021		2000 · Accounts Payable		2.70
	12/31/2021	Phone Port Plate for Ed Davis	9230 · ED - Office Supplies	2.70	
	12/31/2021		2000 · Accounts Payable		32.30
	12/31/2021	Chrome P trap	8074 · Pavilion - Supp., Serv., Repair	32.30	
	12/31/2021		2000 · Accounts Payable		78.33
	12/31/2021	Plumber Puty/Grfd Drain/PTrap(17GA)	8074 · Pavilion - Supp., Serv., Repair	78.33	
	12/31/2021		2000 · Accounts Payable		127.74
	12/31/2021	Qty 2 1000W Halide Lampstor BBall Court	8074 · Pavilion - Supp., Serv., Repair	127.74	
	12/31/2021		2000 · Accounts Payable		4.70
	12/31/2021	Concession Bldg Parts to fix Sink	4810 · Supplies	4.70	
Total Wiseway				245.77	245.77
<b>TOTALS</b>				<b>23,823.58</b>	<b>23,823.58</b>

# Georgetown-Scott County Parks and Recreation Added Bills Detail As of January 18, 2022

	Date	Memo	Account	Debit	Credit
Kentucky Utilities Company					
	12/31/2021		2000 · Accounts Payable		14,957.41
	12/31/2021	Markham	4510 · Suffoletta Park	45.25	
	12/31/2021	Oser	4610 · Oser Landing Park	176.45	
	12/31/2021	Horseshoe Pit	4510 · Suffoletta Park	53.65	
	12/31/2021	Louie B. Nunn Dr. Ball	4510 · Suffoletta Park	340.22	
	12/31/2021	Louie B. Nunn Dr.	4510 · Suffoletta Park	80.14	
	12/31/2021	151 Ed Davis Lane	9312 · ED - Kentucky Utilities	233.09	
	12/31/2021	Marshall Park Dr. PL	4570 · Marshall Park	620.90	
	12/31/2021	Airport Field 4	4570 · Marshall Park	57.56	
	12/31/2021	1220 Cincinnati Rd. Shop	4600 · Scott County Park	447.29	
	12/31/2021	Marshall Park Dr. Field #1	4570 · Marshall Park	192.17	
	12/31/2021	Airport Rd. Conc.St	4570 · Marshall Park	131.26	
	12/31/2021	1080 Cincinnati Rd. Ballfield	4600 · Scott County Park	85.12	
	12/31/2021	SFAC	5020 · SFAC Kentucky Utilities	490.58	
	12/31/2021	Airport Rd Conc	4570 · Marshall Park	143.51	
	12/31/2021	Pavilion	8068 · Pavilion - Kentucky Utilities	9,689.69	
	12/31/2021	Batting Cage TBR SCYB	4810 · Supplies	1,401.78	
	12/31/2021	Ed Davis Park	4540 · Ed Davis Park	280.88	
	12/31/2021	Airport Rd Field #2	4570 · Marshall Park	175.53	
	12/31/2021	Airport Rd. Field #3	4570 · Marshall Park	73.43	
	12/31/2021	Loie B Nunn Dr Ball	4510 · Suffoletta Park	43.95	
	12/31/2021	Airport Rd Field #5	4570 · Marshall Park	48.02	
	12/31/2021	Lisle Rd Soccer Gate	4810 · Supplies	44.66	
	12/31/2021	Oxford Dr	4630 · Oxford Road Park	102.28	
Total Kentucky Utilities Company				14,957.41	14,957.41
<b>TOTALS</b>				<b>14,957.41</b>	<b>14,957.41</b>

**Georgetown-Scott County Parks and Recreation  
ADDED BILLS REPORT  
As of January 18, 2022**

	Date	Memo	Account	Debit	Credit
<b>Uline</b>					
	01/18/2022		2000 · Accounts Payable		1,010.00
	01/18/2022	Qty: 3 Front Desk Chairs/Pavilion & Parks/Shipping	4270 · Office Supplies and Equipment	1,010.00	
	01/18/2022		2000 · Accounts Payable		1,449.37
	01/18/2022	Folding Chairs For Ed Davis	9330 · ED - Equipment	600.00	
	01/18/2022	Qty: 24 Folding Chairs for Ed Davis	9320 · ED - Supplies, Serv., Repair	849.37	
Total Uline				2,459.37	2,459.37
<b>TOTALS</b>				<b>2,459.37</b>	<b>2,459.37</b>



## **UPDATED: GSC Parks Board Upcoming Dates to Remember 2022**

### **GSC Parks Board Regular Meetings** *(3<sup>rd</sup> Monday of every month, 5:30pm at the Pavilion)*

Jan 18 <sup>th</sup> <i>(Special Mtg)</i>	May 16 <sup>th</sup>	Sept 19 <sup>th</sup>
February 21 <sup>st</sup>	June 20 <sup>th</sup>	Oct 17 <sup>th</sup>
March 21 <sup>st</sup>	July 18 <sup>th</sup>	Nov 21 <sup>st</sup>
April 18 <sup>th</sup>	August 15 <sup>th</sup>	Dec 19 <sup>th</sup>

### **GSC Parks Board Tour** *(Special Meeting)*

January 22, 2022, 1:00 – 4:00, meet at the Pavilion

### **GSC Parks Board Member Orientation**

**Administrative and Finance Committee** *(Treasurer [Erik Flaig] is Chair)*

January 25, 2022, 5:30, Pavilion Conference Room

**Building & Grounds/Facility Maintenance Committee** *(GSC Parks Board Vice [Ron Flannery]-Chair is Chair)*

January 26, 2022, 5:30pm, Pavilion Conference Room

**Recreation and Facility Programming Committee** *(Secretary [Bill Hamilton] is Chair)*

January 27, 2022, 5:30, Pavilion Conference Room

*\*\*\*Committee Meetings are scheduled as needed. No more than four board members may be present at any given committee meeting per [KRS 61.800 to 61.850](#).*

### **KRPS Parks Board Training**

February 16<sup>th</sup>, ½ day morning training, Oldham County  
Bill Hamilton is doing a presentation

### **KRPS Facilities Tours**

April 8<sup>th</sup>, 10:00am, Richmond, KY

### **KRPS Golf Scramble**

September 13<sup>th</sup>, Juniper Hills Frankfort

### **KRPS Conference**

November 2<sup>nd</sup> -4<sup>th</sup>, Corbin, KY

*\*\*\*Don't forget to like, follow, and share our posts on social media for complete events and programs.*

Ed Davis Learning Center Financial Statement December 2021

Accounts	Income				
	Dec 2021 Income	YTD Income	Budget	Balance	% of Budget
3070 · City - Ed Davis Funds	12,229.16	73,374.99	146,750.00	-73,375.01	50.0%
9120 · ED - Program Income	715.00	1,145.00	4,500.00	-3,355.00	25.44%
9130 · ED - Rental Income	616.00	1,704.00	5,000.00	-3,296.00	34.08%
9140 · ED - Miscellaneous Income	0.00	0.00	500.00	-500.00	0.0%
<b>Total Income</b>	<b>13,560.16</b>	<b>76,223.99</b>	<b>156,750.00</b>	<b>-80,526.01</b>	<b>48.63%</b>
<b>Expense</b>					
Accounts	Dec 2021 Expenses	YTD Expenses	Budget	Balance	% of Budget
9200 · ED - SALARIES	3,520.00	22,880.00	47,000.00	24,120.00	48.68%
9210 · ED - Employer FICA	407.89	2,638.33	5,800.00	3,161.67	45.49%
9211 · ED - Unemployment Insurance	0.00	102.75	1,250.00	1,147.25	8.22%
9212 · ED - Workers Compensation	0.00	4,300.00	4,300.00	0.00	100.0%
9213 · ED - Employer Retirement	948.64	6,031.86	14,000.00	7,968.14	43.09%
9214 · ED - Health Insurance	640.51	3,908.98	17,700.00	13,791.02	22.09%
9220 · ED - Liability, Prop. Insurance	0.00	2,500.00	2,500.00	0.00	100.0%
9230 · ED - Office Supplies	116.84	1,150.39	3,000.00	1,849.61	38.35%
9240 · ED - Advertising/Printing	0.00	0.00	500.00	500.00	0.0%
9250 · ED - Continuing Education	775.00	995.00	800.00	-195.00	124.38%
9260 · ED - Travel Expense	0.00	319.38	600.00	280.62	53.23%
9300 · ED - MAINTENANCE SALARIES	0.00	0.00	1,000.00	1,000.00	0.0%
9310 · ED - Telephone	64.32	450.24	1,000.00	549.76	45.02%
9311 · ED - Columbia Gas	316.58	801.04	2,600.00	1,798.96	30.81%
9312 · ED - Kentucky Utilities	233.09	3,002.95	6,000.00	2,997.05	50.05%
9313 · ED - Georgetown Water	101.80	656.37	1,400.00	743.63	46.88%
9315 · ED Internet Service/Cable	482.68	2,126.10	3,000.00	873.90	70.87%
9320 · ED - Supplies, Serv., Repair	470.08	3,737.13	6,000.00	2,262.87	62.29%
9330 · ED - Equipment	0.00	0.00	600.00	600.00	0.0%
9350 · ED - SP. EVENTS/PROG. SALARIES	1,851.93	11,868.29	34,000.00	22,131.71	34.91%
9400 · ED-Prog., Event, Supplies&Equip	1,384.29	3,054.45	3,500.00	445.55	87.27%
9600 · ED - Miscellaneous Expenses	0.00	0.00	200.00	200.00	0.0%
<b>Total Expense</b>	<b>11,313.65</b>	<b>70,523.26</b>	<b>156,750.00</b>	<b>86,226.74</b>	<b>44.99%</b>

## Georgetown-Scott County Parks and Recreation Financial Statement December 2021

Accounts	Income				
	Dec 2021 Income	YTD Income	Budget	Balance	% of Budget
3030 · City Funds	95,302.09	571,812.44	1,143,625.00	-571,812.56	50.0%
3040 · City - Capital	50,968.59	86,519.50	439,110.00	-352,590.50	19.7%
3050 · County - Capital	0.00	95,250.00	439,110.00	-343,860.00	21.69%
3060 · County Funds	0.00	553,560.00	1,143,625.00	-590,065.00	48.4%
3150 · Pool Income	47,319.25	157,669.84	258,000.00	-100,330.16	61.11%
3180 · Horse Park Pool	0.00	0.00	56,000.00	-56,000.00	0.0%
3260 · Pool Concessions- Contract	0.00	2,352.08	10,000.00	-7,647.92	23.52%
3400 · Kidzworld Income	0.00	4,510.75	100,000.00	-95,489.25	4.51%
3430 · Fun Express Income	505.00	4,937.50	14,000.00	-9,062.50	35.27%
3470 · KLC Safety Grant	0.00	0.00	3,000.00	-3,000.00	0.0%
3600 · Facility Rental Income	-165.00	10,216.23	36,500.00	-26,283.77	27.99%
3710 · Special Events Income	100.00	833.00	5,000.00	-4,167.00	16.66%
3720 · Private Donations	1.00	1.00	2,500.00	-2,499.00	0.04%
3730 · New Programs Income	0.00	0.00	5,000.00	-5,000.00	0.0%
3750 · Miscellaneous Income	0.00	0.00	300.00	-300.00	0.0%
8014 · Pavilion - 20 V Passes	1,690.11	7,897.41	10,000.00	-2,102.59	78.97%
8015 · Pavilion - Daily Passes	15,256.40	81,926.05	108,000.00	-26,073.95	75.86%
8016 · Pavilion - Annual Pass	20,116.39	94,044.06	175,000.00	-80,955.94	53.74%
8017 · Pavilion - 6 Month Pass	3,078.70	11,206.40	15,000.00	-3,793.60	74.71%
8018 · Pavilion - Aquatics Programs	3,041.75	7,195.59	50,000.00	-42,804.41	14.39%
8020 · Pavilion Gymnasium Programs	2,495.00	6,820.00	15,000.00	-8,180.00	45.47%
8022 · Pavilion - Dance/Gymnastics Pro	14,958.85	56,110.20	78,000.00	-21,889.80	71.94%
8024 · Pavilion - Aerobics Programs	622.00	2,706.00	20,000.00	-17,294.00	13.53%
8026 · Pavilion - Camps/Childrens Act.	0.00	0.00	3,000.00	-3,000.00	0.0%
8028 · Pavilion - Special Events	0.00	0.00	5,000.00	-5,000.00	0.0%
8030 · Pavilion - Child Care	-3.88	116.12	350.00	-233.88	33.18%
8032 · Pavilion - Facility Rental	592.25	22,476.00	45,000.00	-22,524.00	49.95%
8034 · Pavilion - Concession/Vending	870.11	4,875.37	20,000.00	-15,124.63	24.38%
8036 · Pavilion - Miscellaneous	5.00	19.00	1,000.00	-981.00	1.9%
<b>Total Income</b>	<b>256,753.61</b>	<b>1,783,054.54</b>	<b>4,201,120.00</b>	<b>-2,418,065.46</b>	<b>42.44%</b>

## Georgetown-Scott County Parks and Recreation Financial Statement December 2021

Accounts	Expense				
	Dec 2021 Expense	YTD Expense	Budget	Balance	% of Budget
4030 · ADMINISTRATIVE SALARIES - FT	19,085.06	129,266.68	222,000.00	92,733.32	58.23%
4060 · Employer FICA Tax	7,949.17	64,088.79	114,000.00	49,911.21	56.22%
4090 · Unemployment Insurance	0.00	2,595.92	17,500.00	14,904.08	14.83%
4120 · Workers Compensation	-13,107.58	23,860.15	59,000.00	35,139.85	40.44%
4130 · Drug Testing	105.00	976.00	5,000.00	4,024.00	19.52%
4150 · Employers Retirement	16,363.32	105,681.53	217,500.00	111,818.47	48.59%
4180 · Health Insurance	14,943.47	90,769.43	288,000.00	197,230.57	31.52%
4200 · Staff Uniforms	0.00	0.00	2,500.00	2,500.00	0.0%
4201 · REC. MANAGERS SALARIES - FT	11,372.31	82,462.94	174,000.00	91,537.06	47.39%
4202 · PAV. OPERATIONS SALARIES - PT	13,564.29	85,853.03	180,000.00	94,146.97	47.7%
4240 · Office Phone	584.68	4,258.35	1,800.00	-2,458.35	236.58%
4260 · Equipment rental	0.00	1,886.87	2,500.00	613.13	75.48%
4270 · Office Supplies and Equipment	3,483.84	23,297.30	45,000.00	21,702.70	51.77%
4280 · Professional Fees	640.83	13,044.19	21,000.00	7,955.81	62.12%
4300 · Advertising, Print., Marketing	0.00	10,298.03	25,000.00	14,701.97	41.19%
4320 · Technology Support	0.00	19,068.36	32,000.00	12,931.64	59.59%
4360 · Continuing Education	3,140.00	6,381.00	10,000.00	3,619.00	63.81%
4370 · Liability, Equipment Insurance	51.41	77,148.60	93,000.00	15,851.40	82.96%
4390 · Travel Expense	0.00	1,743.52	6,000.00	4,256.48	29.06%
4450 · PARKS MAINT. SALARIES - FT	18,706.85	122,194.53	215,000.00	92,805.47	56.84%
4460 · PARKS MAINT. HOURLY - PT	0.00	8,460.00	70,000.00	61,540.00	12.09%
4470 · FACILITY MAINT. SALARIES - PT	5,790.09	36,958.53	61,000.00	24,041.47	60.59%
4480 · FACILITY MAINT. SALARIES - FT	12,710.80	86,064.62	149,000.00	62,935.38	57.76%
4509 · Trail Maintenance	0.00	0.00	5,000.00	5,000.00	0.0%
4510 · Suffoletta Park	700.32	6,379.90	12,500.00	6,120.10	51.04%
4520 · Skate Park	0.00	0.00	5,000.00	5,000.00	0.0%
4540 · Ed Davis Park	301.67	1,523.71	6,000.00	4,476.29	25.4%
4570 · Marshall Park	1,474.92	14,871.99	16,000.00	1,128.01	92.95%
4600 · Scott County Park	1,453.80	8,076.40	13,000.00	4,923.60	62.13%
4610 · Oser Landing Park	176.45	1,046.80	5,000.00	3,953.20	20.94%
4630 · Oxford Road Park	102.28	608.59	2,000.00	1,391.41	30.43%
4640 · Great Crossing Park	0.00	0.00	12,500.00	12,500.00	0.0%

## Georgetown-Scott County Parks and Recreation Financial Statement December 2021

Accounts	Dec 2021 Expense	YTD Expense	Budget	Balance	% of Budget
4650 · Royal Spring Park	27.58	165.48	5,500.00	5,334.52	3.01%
4660 · Vehicle Maintenance and Parts	533.78	2,994.50	12,500.00	9,505.50	23.96%
4690 · Equipment Maintenance and Parts	0.00	6,224.91	12,500.00	6,275.09	49.8%
4750 · Cell phones	901.83	5,485.36	12,000.00	6,514.64	45.71%
4780 · Fuel and Oil	1,193.50	14,598.35	29,000.00	14,401.65	50.34%
4810 · Supplies	-5,191.01	31,699.00	78,000.00	46,301.00	40.64%
4850 · Parks Equipment	0.00	0.00	3,500.00	3,500.00	0.0%
4880 · Capital Expenditures	7,225.00	197,182.42	878,220.00	681,037.58	22.45%
4930 · SUFFOLETTA POOL SALARIES	0.00	78,143.59	104,000.00	25,856.41	75.14%
5000 · HORSE PARK LG HOURS	0.00	27,192.20	32,500.00	5,307.80	83.67%
5020 · SFAC Kentucky Utilities	490.58	33,757.52	32,500.00	-1,257.52	103.87%
5050 · SFAC Georgetown Water	33.23	18,256.22	27,000.00	8,743.78	67.62%
5060 · SFAC Center Phone	490.14	2,470.80	3,500.00	1,029.20	70.59%
5140 · SFAC Pool Supplies/Chemicals	0.00	25,765.29	24,000.00	-1,765.29	107.36%
5200 · SFAC Pool Supplies/Maintenance	0.00	11,913.50	19,500.00	7,586.50	61.1%
5650 · Tennis Supplies and Equipment	0.00	0.00	500.00	500.00	0.0%
6280 · Little League Baseball	0.00	0.00	500.00	500.00	0.0%
6340 · Youth Softball	0.00	0.00	500.00	500.00	0.0%
6370 · Youth Soccer	0.00	0.00	500.00	500.00	0.0%
6400 · Youth Football	0.00	0.00	500.00	500.00	0.0%
6420 · Youth Volleyball	0.00	0.00	250.00	250.00	0.0%
6430 · Georgetown Stingrays	0.00	0.00	250.00	250.00	0.0%
6440 · Super Sharks	0.00	0.00	250.00	250.00	0.0%
6460 · KIDZWORLD SALARIES	0.00	39,541.40	95,000.00	55,458.60	41.62%
6490 · Kidzworld Supplies	0.00	6,271.17	5,000.00	-1,271.17	125.42%
6500 · Kidzworld-Transportation	0.00	4,981.89	18,000.00	13,018.11	27.68%
6520 · Kidzworld Lunch Program	0.00	0.00	500.00	500.00	0.0%
6550 · Fun Express Supplies	54.45	485.03	1,000.00	514.97	48.5%
6551 · FUN EXPRESS SALARIES	0.00	3,240.50	12,000.00	8,759.50	27.0%
6700 · SPORTS CAMPS SALARIES PT	0.00	0.00	500.00	500.00	0.0%
6720 · Sports Camps Supplies	0.00	0.00	500.00	500.00	0.0%
6840 · NEW PROG/SPEC EVENTS SAL PT	0.00	0.00	5,000.00	5,000.00	0.0%
6850 · New Prog/Sp Events Supplies	384.08	3,457.97	1,500.00	-1,957.97	230.53%

## Georgetown-Scott County Parks and Recreation Financial Statement December 2021

Accounts	Dec 2021 Expense	YTD Expense	Budget	Balance	% of Budget
6880 · Miscellaneous	41.25	1,030.47	800.00	-230.47	128.81%
8066 · Pavilion - Columbia Gas	4,925.75	14,948.71	53,000.00	38,051.29	28.21%
8068 · Pavilion - Kentucky Utilities	9,689.69	65,206.24	130,000.00	64,793.76	50.16%
8070 · Pavilion - Georgetown Water	3,144.62	25,388.65	27,500.00	2,111.35	92.32%
8074 · Pavilion - Supp., Serv., Repair	6,653.40	115,436.20	120,000.00	4,563.80	96.2%
8076 · Pavilion - Equipment	0.00	0.00	12,000.00	12,000.00	0.0%
8080 · PAVILLION - GYM PROGRAM SALARIES	639.43	3,601.13	7,700.00	4,098.87	46.77%
8081 · Pavilion - Gym Program Supplies	284.72	2,058.41	2,000.00	-58.41	102.92%
8082 · PAVILLION - AEROBICS SALARIES	2,039.21	11,069.52	61,800.00	50,730.48	17.91%
8083 · Pavilion - Aerobics Supplies	0.00	0.00	2,000.00	2,000.00	0.0%
8084 · PAVILLION - DANCE/GYM SALARIES	3,020.82	24,504.30	55,000.00	30,495.70	44.55%
8085 · Pavilion - Dance/Gym Supplies	513.00	631.60	8,500.00	7,868.40	7.43%
8088 · PAVILLION - SPECIAL EVENTS SALAR	0.00	399.00	1,000.00	601.00	39.9%
8089 · Pavilion - Special Events Suppl	518.69	1,136.79	1,250.00	113.21	90.94%
8090 · Pavilion - Concession	0.00	778.08	12,500.00	11,721.92	6.23%
8092 · PAVILLION - AQUATICS SALARIES PT	17,219.09	104,445.54	177,000.00	72,554.46	59.01%
8094 · Pavilion - Aquatics Supplies	1,196.96	33,728.82	20,000.00	-13,728.82	168.64%
8098 · Pavilion - Child Care Supplies	0.00	24.96	500.00	475.04	4.99%
8100 · Pavilion - Fitness/Wgt Rm Suppl	0.00	583.80	2,500.00	1,916.20	23.35%
8102 · Pavilion - Gymnasium Supplies	0.00	0.00	1,000.00	1,000.00	0.0%
8104 · Pavilion - Miscellaneous Expens	576.82	643.24	800.00	156.76	80.41%
<b>Total Expense</b>	<b>176,189.59</b>	<b>1,948,308.32</b>	<b>4,201,120.00</b>	<b>2,252,811.68</b>	<b>46.38%</b>

## 2021 Budget Georgetown Stingrays Swim Team

Expenses			ACTUAL
<b>Coaching Needs:</b>			
Head Coach - Swim - Salary	\$2,500		\$ 2,750
Head Coach - Dive - Salary	2,000		\$ 2,200
Part-Time Dive Assistant - 1@10.00,	0		\$ 150
Part-Time Swim Assistant - 1 @\$10.	1,450		\$ 1,658
Part-Time Swim Assistant - 1 @\$10.	1,450		\$ 1,807
Part-Time Swim Assistant - 1 @\$10.	1,450		\$ 1,485
Part-Time Swim Assistant - 1 @\$10.	1,450		\$ 1,647
<b>Total Salary Exp:</b>		<b>\$10,300</b>	<b>\$11,697</b>

<b>General &amp; Admin. Expense:</b>			
Banquet Food & Supplies	400		\$ 250
Board Member/Coach T-Shirts (14 @	50		\$ -
CKSDC Annual Dues	300		\$ 300
CKSDC Conference Fees for all meml	1,500		\$ 1,327
CKSDC Conference Meet Advertising	150		\$ 150
CKSDC Conference Meet Tent Rental	475		\$ 573
Coaches Meet Polo Shirts (6 @ \$25)	150		\$ 85
Concessions for Home Meets	300		\$ 1,760
Coaches Gifts	75		\$ 2
Stopwatches	0		\$ -
End of Year Trophies & Medals	650		\$ 779
Shelving	0		\$ -
Office Supplies & Printing	510		\$ 567
Ribbons	900		\$ 833
Swim Caps (#swimmers @ \$3.70)	500		\$ 479
Swim Goggle supply (20 @ \$11)	0		\$ 5
T-Shirts (150@ 6.25)	940		\$ 1,260
Web site Fees	885		\$ 335
Refunds	500		\$ 138
<b>Total G &amp; A Exp:</b>		<b>\$8,285</b>	<b>\$ 8,843</b>

**Total Expenses:** \$18,585 \$20,540

Revenues			ACTUAL
<b>Fees:</b>			
Registration & Conference Fees			
115 swimmers or divers x \$125	\$14,375		\$ 18,784
20 diver and swimmer x \$25	500		
Opt Out Fees ( \$150/family)	300		
<b>Total Fees:</b>		<b>\$15,175</b>	<b>\$ 18,784</b>

<b>Swim Meets:</b>			
Revenue from Concession Sales	\$1,000		\$ 3,389
<b>Swim Meet Net:</b>		<b>\$1,000</b>	<b>\$ 3,389</b>

<b>Additional Revenue:</b>			
Swim Caps (10 @ \$6.00)	\$60		\$ -
T-Shirt/Merch Sales	\$600		\$ -
<b>Additional Revenue:</b>		<b>\$660</b>	
<b>Total Revenue prior to Fundraising:</b>		<b>\$16,835</b>	

<b>Sponsorships:</b>			
Parks and Rec Annual Allotment	250		
Cash Sponsorships	1,500		
Coach Gift donation.check			
<b>Total Fundraising:</b>		<b>\$1,750</b>	<b>\$ 700</b>
<b>Total Revenue:</b>		<b>\$18,585</b>	<b>\$ 22,873</b>
<b>Net Year Revenue (Expense):</b>		<b>\$0</b>	<b>\$ 2,333</b>


### ASSUMPTIONS USED TO CREATE "HARD MONEY" BUDGET

1. Pavilion owned team run by Parent Volunteer Board of 7 members with 115 swimmers/25 divers and two full time coaches.
2. Assumption that 2/3 of the Divers will be signed up to both Dive and Swim and thus only pay \$25.00 additional.



# SCOTT COUNTY SOFTBALL CLUB

Georgetown, Kentucky




**Annual Report**

**January 2021 - December 2021**



# Scholarships

**\$850.00 given to 8 players**



**Scott County Softball Club**  
**Statement of Activity**  
 January - December 2021

	TOTAL
<b>Revenue</b>	
Contributed income	0.00
Donations directed by individuals	900.00
Kroger Rewards Donation	512.91
Sponsorship Fundraising	5,400.00
Total Donations directed by individuals	6,812.91
Total Contributed Income	6,812.91
State	0.00
Concessions Sales	11,822.88
Registration	0.00
Adult League Registration	2,278.00
Adult League Registration	2,795.00
Fall Registration	18,440.00
Spring Registration	39,344.50
Tier Classes Tournament Registrations	0.00
Total Registration	59,857.50
Tournament Gate	1,906.00
Total Sales	72,833.36
Services	0.00
Field Trip	245.00
Geoprown College Skills Camp	-400.00
Total Revenue	\$79,291.27
<b>GROSS PROFIT</b>	\$79,291.27
Expenses	
Advertising & marketing	0.00
Pliers and Brochures	353.45
Social media	55.00
Sports BarBERS	1,123.20
Total Advertising & marketing	1,531.65
Awards & gifts to others	0.00
Donations To Others	1,204.88
Handic/Sponsorships for League	282.50
Other League and Tournaments Registrations	1,800.00
Total Awards & gifts to others	3,087.45
Contract & professional fees	0.00
Accounting fees	290.00
Total Contract & professional fees	290.00
Office expenses	0.00
Bank fees & service charges	15.00
Meals and Entertainment	928.82
Memberships & subscriptions	250.00

Actual Dates: Saturday, January 15, 2022 03:05 PM GMT-05:00

	TOTAL
Vehicle Fees	789.00
Total Memberships & subscriptions	1,039.00
Merchant account fees	2,451.71
Office supplies	184.62
Shipping & postage	159.00
Software & apps	658.02
Total Office expenses	5,418.17
Payroll expenses	0.00
Salaries & wages	0.00
Adult League Uniforms	850.00
Concessions Worker	3,787.50
Fall Season Uniforms	7,020.00
Field Maintenance Worker	600.00
Spring Season Uniforms	10,045.00
Total Salaries & wages	22,102.50
Total Payroll expenses	22,102.50
Repairs & maintenance	0.00
Concessions Repair and Maintenance	845.25
Field Maintenance	2,246.30
Garage Maintenance	213.64
Total Repairs & maintenance	3,805.25
Supplies	0.00
Concessions Food	11,254.83
Concessions Supplies	1,571.42
Fundraising Merchandise	463.99
Softball Supplies	2,922.75
Shedding Cash for Concessions	0.00
Tournament Sheding Cash for Gate	0.00
Trophies	1,305.13
Uniforms	0.00
Alister Jerseys	1,829.20
Fall Season Uniforms	3,369.00
Spring Jerseys	6,000.00
Total Uniforms	13,198.00
Total Supplies	30,104.12
Total Expenses	\$68,771.16
<b>NET OPERATING REVENUE</b>	\$10,520.11
Other Expenses	0.00
Vehicle expenses	188.96
Vehicle gas & fuel	88.29
Vehicle Maintenance Supplies	697.57
Vehicle repairs	972.82
Total Vehicle expenses	\$1,847.64
Total Other Expenses	\$1,847.64
<b>NET OTHER REVENUE</b>	\$-872.82
<b>NET REVENUE</b>	\$9,647.29

Actual Dates: Saturday, January 15, 2022 03:05 PM GMT-05:00

January 01, 2021 - December 31, 2021

## Liability & Property Claim Cause

### Top 10 Causes of Loss by Average Claim Cost

Causes	Severity	# of Claims	Average Cost
AUTO Backing Accidents	\$1,714.49	1	\$1,714.49

## WC Claim Cause & Injury Summary

### Top 10 Causes of Loss by Average Claim Cost

Causes	Severity	# of Claims	Average Cost
Fall, Slip or Trip- On Same Level	\$4,250.00	1	\$4,250.00
Struck or Injured By- Animal or Insect	\$751.01	1	\$751.01
Cut, Puncture, Scrape - Hand Tool, Utensil; Not Powered	\$361.50	1	\$361.50

### Top 10 Injuries by Average Claim Cost

Causes	Severity	# of Claims	Average Cost
Multiple Physical Injuries Only	\$4,250.00	1	\$4,250.00
Respiratory Disorders	\$751.01	1	\$751.01
Laceration	\$361.50	1	\$361.50

Policies

[Liability](#)

[Property](#)

[Workers' Compensation](#)

Claims

[Submit Liability Claim](#)

[Submit Vehicle Claim](#)

[Submit Property Claim](#)

Reports

[Claims Report](#)

[Claims Report with Claimants](#)

[Claims With Recent Activity](#)

[Checks in Period](#)

[Claim Summary](#)

[Claim Cause and Injury Summary](#)

[Claim Department Summary](#)

[Accident Descriptions](#)

[Vehicle Claim Report](#)

Member Resources

[Manage My Profile](#)

[Manage My City](#)

[My KLCIS Team](#)

[2020 Wage and Salary Survey of Kentucky Cities](#)

[Drug Free Workplace Certification](#)

[Reasonable Suspicion Training for Supervisors](#)

[Loss Control Resources](#)

[Safety and Liability Review](#)



The Kentucky League of Cities serves as the united voice of cities by supporting community innovation, effective leadership and quality governance.

# Claim Summary



## Liability

Policy Year	Open	Closed	Total	Paid	Reserve	Collections	Incurred
2018	0	2	2	\$7,989.74	\$0.00	\$2,599.77	\$5,389.97
2019	0	1	1	\$0.00	\$0.00	\$0.00	\$0.00
2020	0	4	4	\$4,542.32	\$0.00	\$0.00	\$4,542.32
2021	0	0	0	\$0.00	\$0.00	\$0.00	\$0.00
2022	0	1	1	\$1,714.49	\$0.00	\$0.00	\$1,714.49

## Property

Policy Year	Open	Closed	Total	Paid	Reserve	Collections	Incurred
2018	0	0	0	\$0.00	\$0.00	\$0.00	\$0.00
2019	0	0	0	\$0.00	\$0.00	\$0.00	\$0.00
2020	0	0	0	\$0.00	\$0.00	\$0.00	\$0.00
2021	0	0	0	\$0.00	\$0.00	\$0.00	\$0.00
2022	0	0	0	\$0.00	\$0.00	\$0.00	\$0.00

## Workers' Compensation

Policy Year	Open	Closed	Total	Paid	Reserve	Collections	Incurred
2018	0	2	2	\$691.03	\$0.00	\$0.00	\$691.03
2019	0	5	5	\$2,564.97	\$0.00	\$0.00	\$2,564.97
2020	0	1	1	\$758.40	\$0.00	\$0.00	\$758.40
2021	0	3	3	\$2,095.12	\$0.00	\$0.00	\$2,095.12
2022	1	0	1	\$194.69	\$4,055.31	\$0.00	\$4,250.00

Policies

- [Liability](#)
- [Property](#)
- [Workers' Compensation](#)

Claims

- [Submit Liability Claim](#)
- [Submit Vehicle Claim](#)
- [Submit Property Claim](#)

Reports

- [Claims Report](#)
- [Claims Report with Claimants](#)
- [Claims With Recent Activity](#)
- [Checks in Period](#)
- [Claim Summary](#)
- [Claim Cause and Injury Summary](#)
- [Claim Department Summary](#)
- [Accident Descriptions](#)
- [Vehicle Claim Report](#)

Member Resources

- [Manage My Profile](#)
- [Manage My City](#)
- [My KLCIS Team](#)
- [2020 Wage and Salary Survey of Kentucky Cities](#)
- [Drug Free Workplace Certification](#)
- [Reasonable Suspicion Training for Supervisors](#)
- [Loss Control Resources](#)
- [Safety and Liability Review](#)



4TH  
QUARTER  
MARKETING  
REPORT 2021

GEORGETOWN SCOTT  
COUNTY PARKS AND  
RECREATION

MARKETING  
OBJECTIVES – Q4  
2021

---

Facebook Insight

---

Continue to increase social media traffic

---

Continue to increase Website traffic

---

Top Events

---



Prepare for Annual Report

---

Upcoming events

---

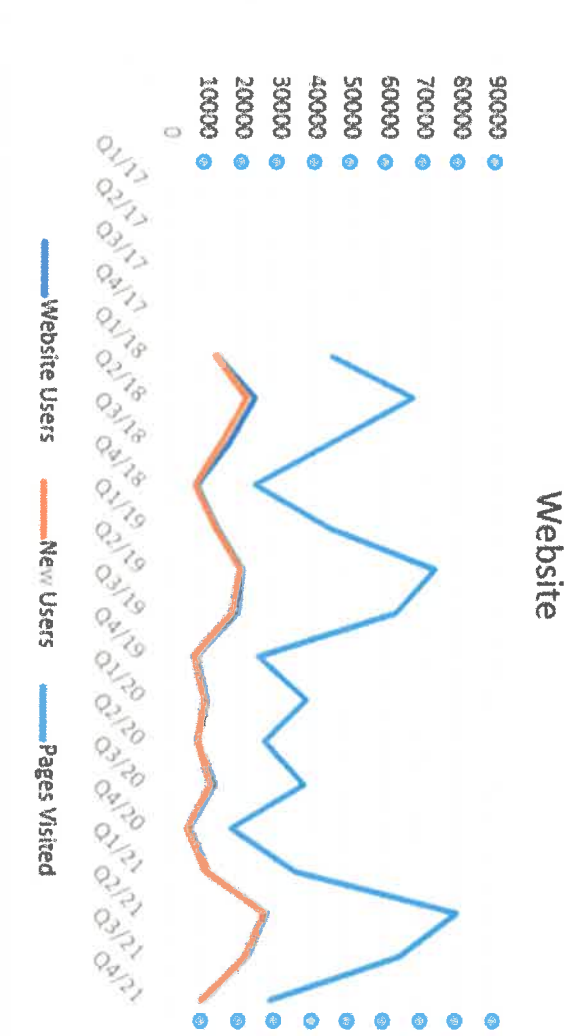
# GSC PARKS AND RECREATION MARKETING – Q4 2021



- Facebook
- Facebook Reach 39,279
- 34% decrease from Q3 2021
- 57% decrease from Q2 2021
- Facebook Followers 8,048
- 1% increase from Q3 2021
- 18% increase from Q4 2020

# GSC PARKS AND RECREATION MARKETING – Q4 2021

- Website
  - 10,321 Users
    - Decrease of 53% from Q3 2021
    - Increase of 65% from Q4 2020
  - Pages
    - 28,966 Pages Visited
      - Decrease 55% from Q3 2021
      - Increase of 64% from Q4 2020





## TOP EVENTS

- PARENTS NIGHT OUT
- BREAKFAST WITH SANTA



# PARENTS NIGHT OUT



BREAKFAST WITH SANTA

## UPCOMING EVENTS



**9 Feb. 2022**

**SeniorWorld**



**26 Feb. 2022**

**Children's Ball**

**December 2021 Program Report**  
**For January 18, 2022 GSC Parks & Recreation Board Meeting**  
**Ednal Maynard**

**Pavilion Operations**

Pavilion Program Attendance: **2,198**

Pavilion Annual Membership: **2,000**

Pavilion Daily Passes: **3,236**

Total Pavilion Attendance Including Programs, Passes, Non-Participants, and Rentals: **8,746**

Fiscal Year To Date Attendance: **49,064**

Pavilion Operations Income: **\$52,763.83**

Pavilion Expenses: **\$69,821.03**

Pavilion Recovery Rate: **76%**

**Ed Davis Learning Center**

EDLC Attendance Including Daily Attendance, Programs, Community Services, and Rentals: **684**

Daily Attendance: **147**

Community Events: **0**

Programs

Lights Under Louisville: **7**

Operation Nice List: **63**

Breakfast with Santa: **62**

Meetings: **22**

Rentals: **109**

Repast: **274**



# Pavilion Operations Revenue / Expense Report for December

Revenue	2017	2018	2019	2020	2021
20 Visit Pass	\$5,400.20	\$4,274.00	\$2,668.00	\$675.00	\$1,632.21
6 Month Pass	\$10,959.60	\$4,943.60	\$5,233.00	\$877.70	\$2,291.70
Annual Pass	\$69,956.26	\$60,489.20	\$58,877.88	\$12,055.67	\$20,127.17
Aquatic Programs	\$8,222.00	\$9,976.40	\$4,092.00	\$200.00	\$3,154.25
Child Care	\$28.00	\$12.00	\$20.00		\$4.00
Concessions	\$2,868.00	\$2,422.82	\$2,555.00	\$498.00	
Daily Pass	\$29,394.00	\$26,298.02	\$23,540.00	\$2,159.00	\$14,195.50
Deposit Fee Return	(\$641.50)	(\$612.50)	(\$699.25)		
Facility Rentals	\$2,541.00	\$3,542.98	\$2,559.76	(\$181.50)	\$526.25
Fun Express Program	\$2,770.00	\$2,770.00	\$1,860.00		\$250.00
Gymnasium Programs	\$4,079.00	\$2,793.00	\$3,587.00		\$2,537.50
Land Programs	\$23,022.40	\$16,308.00	\$10,505.60	\$4,897.60	\$7,925.25
Miscellaneous	\$148.00	\$130.00	\$271.00		\$120.00
Program Refunds	(\$1,144.38)	(\$65.62)	(\$676.80)		
<b>Total Revenue</b>	<b>\$157,602.58</b>	<b>\$133,281.90</b>	<b>\$114,393.19</b>	<b>\$21,181.47</b>	<b>\$52,763.83</b>

## Expenses

	2017	2018	2019	2020	2021
Miscellaneous	\$123.20	\$28.44			\$576.82
Salaries	\$58,834.91	\$37,996.08	\$33,015.97	\$12,137.24	\$42,781.62
Supplies/ Equipment	\$14,844.45	\$15,225.55	\$24,825.90	\$3,438.43	\$8,702.53
Utilities	\$17,065.48	\$17,178.07	\$16,657.90	\$17,711.95	\$17,760.06
<b>Total Expenses</b>	<b>\$90,868.04</b>	<b>\$70,428.14</b>	<b>\$74,499.77</b>	<b>\$33,287.62</b>	<b>\$69,821.03</b>



# FY 2021 - 2022 Attendance

Attendance Category	Jul	Aug	Sep	Oct	Nov	Dec	Jan	Feb	Mar	Apr	May	Jun	Total Of Attendance
20 Visit Pass	307	145	174	172	201	193							1192
20 Visit Walker Pass						82							82
6 Month Pass	455	210	284	270	254	275							1748
Annual Pass	2498	1413	1659	1797	1582	2000							10949
Complimentary Pass	51	12	8	27	20	22							140
Daily Pass	6012	2177	1790	3123	2284	3236							18622
Observer Attendance	94	48	572	283	315	129							1441
Program Attendance	1207	786	2419	2498	2269	2198							11377
Rental / Meeting Attendance	593	160	322	596	1231	611							3513

**Total: 11217 4951 7228 8766 8156 8746 49,064**







## 5 Year Attendance Comparison for December

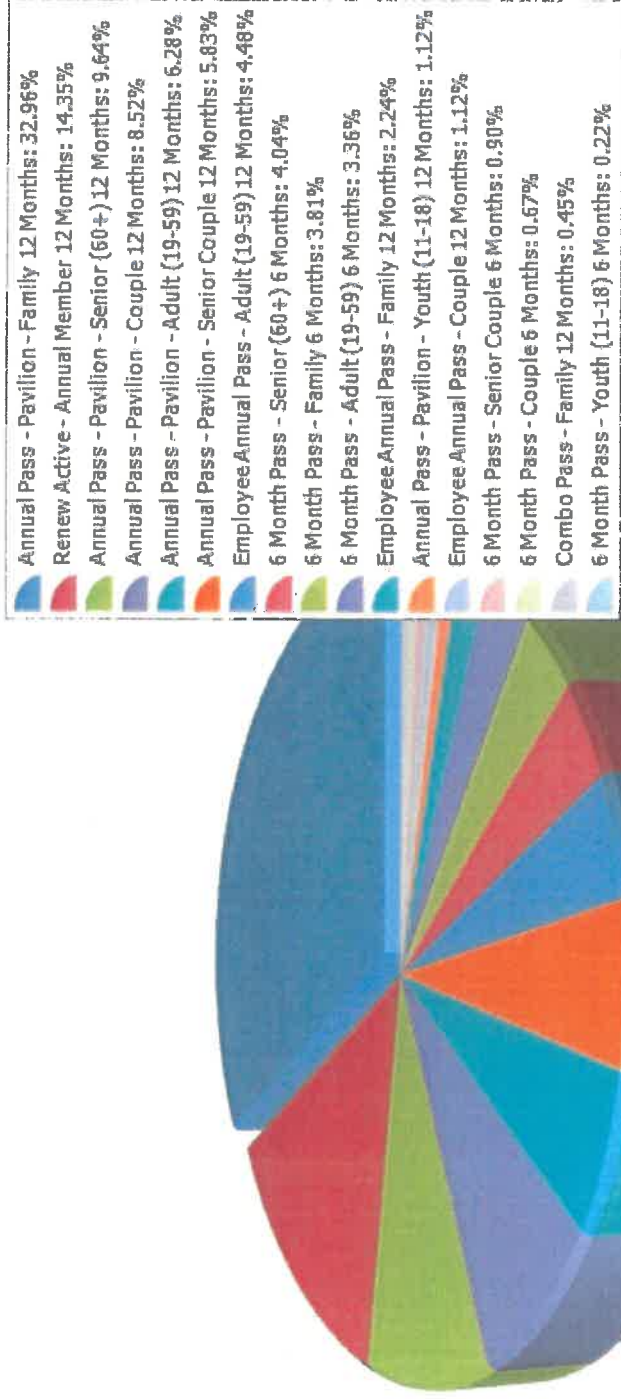
Attendance Type	2017	2018	2019	2020	2021
20 Visit Pass	250	235	208	171	193
20 Visit Walker Pass	349	234	234	56	82
6 Month Pass	442	393	340	163	275
Annual Pass	3631	3539	3113	1128	2000
Complimentary Pass	51	57	50	7	22
Daily Pass	2918	2629	2330	534	3236
Observer Attendance	267	337	213	23	129
Off-Site Program Attendance	76	57			
Program Attendance	2447	2550	2350	718	2198
Rental / Meeting Attendance	199	499	711	136	611
	<b>10630</b>	<b>10530</b>	<b>9549</b>	<b>2936</b>	<b>8746</b>




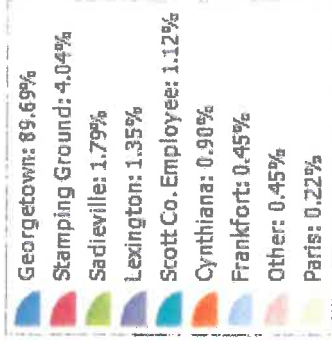
## 2017 - to Date Fiscal Year Attendance Comparison

AttendanceType	2017-18	2018-19	2019-20	2020-21	2021-22
Daily Pass	39074	34959	20418	26208	18622
Complimentary Pass	577	564	338	249	140
20 Visit Pass	3284	3145	2218	2414	1192
6 Month Pass	6507	5558	3213	2320	1748
20 Visit Walker Pass	3333	2880	1973	191	82
Rental / Meeting Attendance	3883	5533	5706	2314	3513
Annual Pass	52177	46454	30733	19202	10949
Program Attendance	43616	42868	29062	19753	11377
Coupon Pass					
Off-Site Program Attendance	488	231	10		
Observer Attendance	7900	7763	5031	1963	1441
	<b>160839</b>	<b>149955</b>	<b>98702</b>	<b>74614</b>	<b>49064</b>

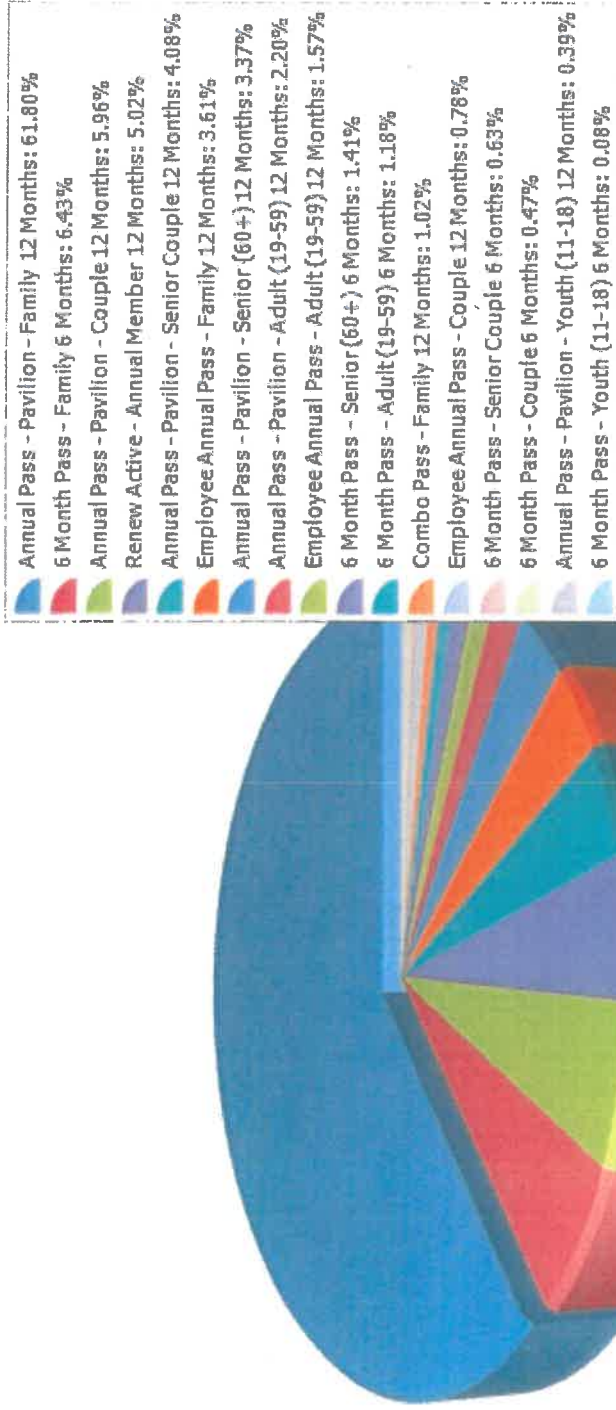
# Membership Type Total # of Memberships




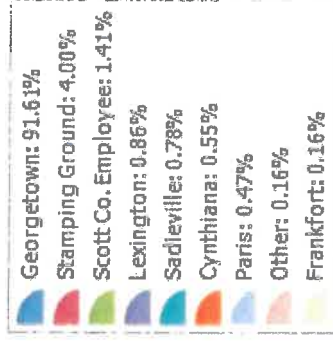
## Municipality By Memberships




## Membership Type Total # of Members



# Municipality By Members



### Gender



### Residency



### Age

