



Phone: (502) 863-7865

Fax: (502) 867-3710

August 13, 2021

Dear Board Member,

The monthly meeting of the Georgetown-Scott County Parks and Recreation Board will be held on August 16, 2021, at 5:30 pm at the Pavilion. 140 Pavilion Drive Georgetown KY.

Several important topics will be discussed. Your presence will be greatly appreciated.

Sincerely,

Vicki Miller
Interim Office Manager

Growing Strong Roots for a Healthy Community®



Phone: (502) 863-7865

Fax: (502) 867-3710

AGENDA

August 16, 2021

The monthly meeting of the Georgetown-Scott County Parks and Recreation Board will be held on August 16, 2021 at 5:30 pm at the Pavilion, 140 Pavilion Drive, Georgetown KY.

- 1) Call to Order and Roll Call;
- 2) Approval of Agenda;
- 3) Public Comments;
- 4) Consent Agenda;
 1. Approval of the minutes for July 19, 2021.
 2. Bills for Approval
- 5) Staff Reports;
 1. Bookkeepers Report – Vicki Miller
 2. Pavilion Report – Danielle Lucas
 3. Facilities Maintenance – Mike Short
 4. Outdoor Maintenance – Larry Brandenburg
 5. Directors Report- Kim Rice
- 6) Old Business;
 - 1.
- 7) New Business;
 1. Policy Update
 - a. Electronic Communication
 - b. Smoking in Parks
 2. RFQ – Ballfield Infield Dirt
 3. Special Request-Recovery Wagon
- 8) Board Members Comments;
- 9) Adjournment

Growing Strong Roots for a Healthy Community®

Georgetown Scott County Parks and Recreation Board

Minutes

July 19, 2021

- 1) Call to Order and Roll Call; Dale Stowe called the July 19, 2021, meeting of the Parks and Recreation Board to order. Members Present Ben Van Meter, Erik Flaig, Bill Hamilton, Camille Overstreet, Andrea Giusti, and Dale Stowe. Others present Julie Wash, Ed Maynard, Vicki Miller, Larry Brandenburg, Courtlyn Ledesma, Jonathan Brandenburg, Bryan Parker, Cam Culbertson, Mary Mudd, Tina Lilly.
- 2) Approval of Agenda; A motion was made by Erik Flaig to approve the agenda, seconded by Ben Van Meter. The motion carried unanimously.
- 3) Public Comments;
- 4) Consent Agenda items;
 1. Approval of the June 21, 2021 board minutes.
 2. Bills for Approval
Ben Van Meter motioned to approve the bills seconded by Erik Flaig. All motions of the consent agenda carried unanimously.
- 5) Staff Reports;
 1. Bookkeepers Report – Vicki Miller reported that the balance on hand is \$1,402,792.33. The balance on hand this date last year was \$683,402.61. A financial report was also provided.
 2. Pavilion Report – Ed Maynard reported the Pavilion June program attendance was 3943. The total Pavilion attendance was 6587. Ed Maynard stated we need to push for more annual memberships to see more improvement. The Ed Davis Learning Center June attendance was 1566. We had 90 people at the Freedom Friday Event and Ed Davis Health and Resources Fair had 75 people. Club David volleyball had 455 participants and KDZworld tweens had 276. Martial Arts used the facility a few days and had 40 participants. Best numbers at Ed Davis for a long time. Suffoletta attendance for June 11,224 even though we had to close for weather on a few days. Bill asked if we were having after hour rentals yet and if have not when would we be able to staff for those requests and Ed informed him that we haven't been able to offer after hours at this time because we still needed to get more lifeguard staff.
 3. Directors Report- Ed Maynard stated Kim didn't really have anything specific to talk about that isn't covered in the remainder of the meeting except that the audit for 2019-2021 has been completed and were starting the process for the upcoming audit.
 4. Facilities Maintenance – Jonathan Brandenburg reported that the new fire alarm needed a final elevator inspection but has been completed so all that is left is to clean up the appearance of the installed monitors and it will be done. Getting ready for shutdown and continue the daily operations.
 5. Outdoor Maintenance – Larry Brandenburg gave the floor to Mary Mudd and Tina Lilly who were requesting to move forward with getting a volleyball court installed at the Ed Davis property. They wanted to know if we could get an estimate so they could have a fundraising goal. After discussion the board decided to let Larry Brandenburg put the specs together and decide on the best location so they can get a target goal. Larry also stated he is getting ready to

start demolition of Marshall Park field 5 and digging out pads to pour concrete for the Friends of the Parks benches to be placed. Bill requested Larry to get a tree service company to come and give a quote to clean up the trees at Cardome boat dock location.

6. Marketing Report Q2- Courtlyn Ledesma reported that the Facebook post views up to 2416 for the website there are 27530 users which is up from quarter one. We are having Julie Wash's retirement party at the concession building July 21st. Back to School Bash Aug 13th at Ed Davis. September, we have Festival of the Horse and Paws in the Pool. Oct 29th drive through treat or treat at Brooking Park. Bill asked if we were looking into promoting our annual memberships or ideas for the future and Courtlyn stated she hadn't talked much about it but will look at additional options.

6) Old Business;

1. Operation Master Plan – Bill Hamilton stated that we received three bids for the master plan service which Kim formed a committee to help come up with a recommendation of which vendor to select. Bill shared some information about the operational plan process and examples of the results that could benefit Parks and Recreations future. The committee recommended Brandstetter Carroll Inc. Erik Flaig made a motion to approve Brandstetter Carroll seconded by Andrea Guisti the motion carried unanimously.

7) New Business;

1. Special Request- Elizabeth's Village is requesting the fee for renting the tennis courts for a fundraising event to be waived. Ben Van Meter made a motion to waive the fees seconded Erik Flaig the motion carried unanimously.
2. Contracts -Ed Maynard reported that we didn't get any LED lighting bids and asked that the board approve for us to look for a vendor outside the bid process. Bill Hamilton recommended that the staff reach out and find the service they needed to move forward with the change. Vicki presented the vendor bid and reported that Georgetown Snack Sales bid was \$1200 annually and 20% of the sales. Ben Van Meter motioned to accept the bid seconded by Erik Flaig the motion carried unanimously. Ed presented the bid for the diving blocks stating that we are needing to purchase 8 at a total of \$26,570.00 and are having them powder coated for an additional \$1020.00. Ed also requested to have the custom logo put on the blocks at a fee of \$2744.00 which brings the total to \$30,334.00 which is \$1334.00 over the capital budget. Ben Van Meter made a motion to purchase new diving blocks without the logo seconded by Andrea Guisti the motion carried unanimously.
3. Sole Source 3- Ed presented a packet of information about the treadmills and CrossFit Unit we are looking to purchase. We can replace four treadmills for 20,936.00 which is below the budget requested. Also, the Crossfit Unit quote is 10,845.45 which is below the budget requested. Erik Flaig motioned to purchase the new equipment seconded by Camille Overstreet the motion carried unanimously.
4. State Contract Purchase Larry Brandenburg reported that the UTV was budgeted at 17,000.00 but decided he didn't need one that big of unit and under the state contract were able to get 2 instead for \$17,013.00 which is \$13.00 over budget. Ed talked about the new mower purchases budgeted at

- \$25,620.00 for 2 and under the state contract we have been able to purchase 3 at a total of \$24,804.64 which is under budget.
5. High School Pool Contract- Bryan Parker presented the new contract with 6.5 hours a week for swimming and 3 hours per week for diving for 21 weeks which is a total of 226 hours of pool time for practice and 4 swim meets for \$11,440.00. Bill requested we put an escalator clause in for the next contract year. Erik Flaig requested that we increase the fee for this year contract. Bill said we should wait and do it on the next contract year. Ben Van Meter made a motion to approve the pool contract seconded by Andrea Guisti the motion carried with Erik Flaig opposing.

8) Adjournment – Camille Overstreet motioned to adjourn, seconded by Erik Flaig. Meeting adjourned.



Policy: Smoking in Parks – New

******Drafted using guidance from October 15, 2018 minutes and Georgetown Code 20-21.***

Policy Number: POL.A.06.07

Page: 89

Originator: Kimberly Rice

Date: 7/28/2021

Authorized by: _____

Date: _____

Board Chair

References: Policies CAPRA 1.4.1

Revision Date: _____

POL.A.06.07 – Smoking in Parks

Purpose

The smoking in parks policy establishes the rules and regulations regarding smoking and/or vaping in GSC Parks operated facilities and parks. The City of Georgetown has established a “Smoking in Public Places” ordinance. ([Sec. 20-21](#)). Additionally, this policy will further clarify the “Smoking in Parks” policy set by the GSC Parks Board of Directors on October 15, 2018.

Scope

These rules apply to the GSC Parks operated and maintained parks and facilities within Scott County.

Definitions

Smoking means inhaling, exhaling, burning, carrying any lighted cigar, cigarette, pipe, or other lighted tobacco product or any other lighted substance, whether otherwise legally possessed to consume such as marijuana, in any manner or form. Smoking does include vaping.

Sports arena means sports pavilions, stadiums, gymnasiums, health spas, boxing arenas, swimming pools, roller and ice rinks, bowling alleys, and other similar places where members of the general public assemble to engage in physical exercise, participate in athletic competition, or witness sports or other events.

Policy

1. Smoking is prohibited in the seating areas of all outdoor arenas, stadiums and amphitheaters. (Georgetown Code Sec.20-26)
2. Smoking is prohibited within a reasonable distance of the outside entrance to or open windows of any enclosed area in which smoking is prohibited by Georgetown Code Sec. 20-21 and from the air intake of a ventilation system serving an enclosed area where smoking is prohibited, in order to ensure tobacco smoke does not enter that enclosed area through entrances, windows, ventilation systems or other means. This includes entrances into GSC Parks operated facilities. The GSC Parks Board further establishes a reasonable distance as a minimum of 25 feet.
3. No person shall dispose of any cigarette, cigar or tobacco, or any part of a cigarette or cigar, including cigarette or cigar butts or ashes or used matches in any place where smoking is prohibited under this chapter, except any specifically designated smoking waste receptacle.
4. The GSC Parks Board further establishes that smoking will be allowed in paved parking areas and/or designated smoking areas.



Policy: Electronic Communication - Update

Policy Number: POL.P.06.19

Page: 146 - 150

Originator: Kimberly Rice

Date: 7/28/2021

Authorized by: _____

Date: _____

Board Chair

References: Policies CAPRA 1.4.1

Revision Date: _____

POL.P.06.19 – Electronic Communication

All computer equipment, voicemail, and online mobile access devices, including information transmitted, received or contained therein, are the property and assets of GSC Parks. The use of computer equipment, telephones, cell phones, tablets, and electronic communication devices issued by GSC Parks are for business purposes only. GSC Parks decides at its sole discretion whether a communication or activity falls within a legitimate business purpose.

Employees should have no expectation of privacy in anything they create, store, send or receive using GSC Parks' computer equipment, e-mail system, telephones, cellular phones or mobile devices.

Failure to abide by this Policy may result in discipline, up to and including termination of employment.

System Security and Configuration Guidelines for Computers

All computer equipment provided by GSC Parks is pre-configured with the appropriate hardware and software for GSC Parks business use. No employee may install, change, or remove system hardware or software. For the purposes of this Policy, "systems" means GSC Parks' electronic systems, including but not limited to its computer system, e-mail network, and phone and voicemail systems.

A user may be responsible for replacement or repair costs up to GSC Parks' insurance deductible for lost, stolen, damaged, unsecured, or unprotected equipment.

No Expectation of Privacy

No user has any reasonable expectation of privacy or other rights at any time with respect to any use of GSC Parks' property, including without limitation electronic and communications systems and equipment. GSC Parks has the right to monitor all on-line activity, including communications, to ensure that appropriate business and lawful purposes are being pursued to ensure compliance with the GSC Parks' policies, and to limit communications solely to business-related reasons. The GSC Parks' systems may not be used for personal, political, or commercial purposes unless specifically authorized in advance by the GSC Parks. The GSC Parks may search all computers, cell phones, other equipment, and information at any time.

Any electronic communication may be considered a "public record" and thus may be subject to inspection and copying under the Kentucky Open Records Act. No message should be created on

Downloading or Saving Information

To protect systems from computer viruses, no user may download or install any executable programs, screen savers, or other similar items without the prior approval of the IT Manager.

To protect GSC Parks from infringement actions due to copyright or trademark violations, no user may send, download, or save any material from any online source, however retrieved, unless the material is legally permitted to be downloaded without violation of copyright or trademark laws.

E-mail and Text Messages

E-mail messages and text messages are business communications and an appropriate business tone should be used in every message. E-mail messages and text messages should not contain any material that would be inappropriate in any written form.

Prohibited Activities

This is not intended to be an exhaustive list. The following activities are strictly prohibited on the GSC Parks systems:

- Posting of confidential information on the Internet related to GSC Parks' patrons or guests;
- Subscription to news groups or mailing lists without prior approval;
- Chat group visitation;
- Completion of the final terms of any contract electronically;
- Removing electronic equipment of any kind from Park District premises without prior approval;
- Disseminating or printing copyrighted materials, including articles and software, in violation of copyright laws.
- Sending or soliciting sexually oriented or harassing statements, messages, images or language.

Internet

The Internet is a useful research and communication resource that is provided to GSC Parks employees for uses related to GSC Parks business. Employees accessing the Internet for work are representing the GSC Parks. All communications shall be for primarily business reasons. Employees are responsible for seeing that the Internet is used in an effective, ethical and lawful manner. Blog/chat sites may only be used to conduct official GSC Parks business or to gain technical or analytical advice. Use of the Internet must not disrupt the operation of the GSC Parks network or the networks of other users. It must not interfere with the user's job performance productivity.

Employees may not use the Internet to:

- Transmit, retrieve or store communications of a discriminatory or harassing nature or materials that are obscene, pornographic or violent including gambling sites or any illegal activities;
- Download unauthorized software from the Internet including games; or

Failure to abide by these rules is grounds for discipline up to and including termination of employment.

Reimbursement for Personal Cell Phone Calls

It is preferable that GSC Parks -provided cellular phones and mobile devices not be used for personal business, but if an employee elects to make or receive personal calls on a GSC Parks - provided cellular phone or mobile device, those calls should be kept to a minimum and be made only during non-working time. Employees who have excessive usage for personal calls during work hours will be subject to disciplinary action. Alternatively, if an employee is authorized to use a personal cell phone or mobile device to conduct business, then GSC Parks will reimburse the employee at a predetermined monthly cellular phone/mobile device usage allowance. In either event, the employee will be required to sign an agreement acknowledging the terms and conditions of the Cell Phone/Mobile Device Policy and reimbursement rate.

Personal Cell Phone Use While on Duty

Purpose

To outline the guidelines for using cell phones and other mobile devices while at work. Smartphones and tablets are an integral part of everyday life and can be a great asset, but they can also become a detriment to efficiency and focus if used excessively during an employee's workday.

Scope

The cell phone usage policy applies to all employees, managers, and supervisors. Excessive use of a cell phone for personal reasons while at work is not allowed. Excessive use may include disruption of colleagues, a distraction from work tasks or causing accidents or problems due to using a cell phone where phones are not allowed or inside a company vehicle.

Employees are not allowed to:

- Play games on their devices during their shifts
- Disturb colleagues by making or receiving personal calls
- Use devices where prohibited, such as meeting rooms, or other locations where sensitive information could be presented.
- Use of devices while in the guard chair, talking on the cell phone and/or texting while in the guard chair, using the employee's personal cell phone while on deck or in the guard when not in chair and on the clock, and/or at the front desk, while operating equipment such as mowers are strictly prohibited.
- Download or view inappropriate, obscene or illegal material on the company internet connection
- Use their device while operating a company-issued vehicle
- Take photos of patrons and/or staff without their permission in accordance with POLA.04.15. Only employees who it is the direct responsibility of their position such as the Marketing and Special Events Recreation Manager, his/her staff, or those delegated for marketing purposes.

If an employee violates the cell phone policy, they are subject to disciplinary action up to and including termination.

July 2021 Program Report
For August 16, 2021 GSC Parks & Recreation Board Meeting
Ednal Maynard

Pavilion Operations

Pavilion Program Attendance: **1,207**

Pavilion Annual Membership: **2,498**

Pavilion Daily Passes: **6,012**

Total Pavilion Attendance Including Programs, Passes, Non-Participants, and Rentals: **11,217**

Fiscal Year To Date Attendance: **11,217**

Pavilion Operations Income: **\$48,547.69**

Pavilion Expenses: **\$136,472.26**

Pavilion Recovery Rate: **36%**

Ed Davis Learning Center

EDLC Attendance Including Daily Attendance, Programs, Community Services, and Rentals: **937**

Daily Attendance: **147**

Community Events: **0**

Programs: **542 (Club David Volleyball)**
16 (Turn Up Fitness Class)

Meetings: **27**

Rentals: **205**

Repast: **0**

Suffoletta Family Aquatic Center

SFAC Attendance Including Daily Attendance, Programs, Passes, and Rentals: **10,608**



Pavilion Operations Revenue / Expense Report for July

Revenue

	2017	2018	2019	2020	2021
20 Visit Pass	\$1,639.00	\$1,777.10	\$1,082.00	\$1,211.00	\$1,920.70
6 Month Pass	\$1,485.70	\$3,135.01	\$3,490.60	\$922.00	\$1,307.80
Annual Pass	\$31,051.33	\$31,759.19	\$33,808.93	\$14,785.37	\$17,853.59
Aquatic Programs	\$1,282.00	\$2,640.40	\$2,164.85	\$1,756.50	\$734.00
Camp Programs	\$7,184.75	\$7,397.13	\$10,506.50		\$2,641.50
Child Care	\$32.00	\$26.00	\$16.00	\$2.00	\$40.00
Concessions	\$2,101.00	\$2,139.00	\$1,828.00	\$254.00	
Daily Pass	\$18,607.25	\$16,384.70	\$20,095.90	\$6,929.20	\$18,958.60
Deposit Fee Return		(\$515.50)	(\$232.00)		
Facility Rentals	\$1,023.75	\$1,262.75	\$1,025.60	(\$756.00)	\$603.50
Fun Express Program				(\$750.00)	\$3,600.00
Gymnasium Programs	\$1,754.25	\$1,093.75	\$1,085.00	\$604.37	\$465.00
Land Programs	\$12,120.75	\$11,924.50	\$10,798.00	\$3,052.75	\$419.00
Miscellaneous	\$214.00	\$60.00	\$42.00	\$38.00	\$4.00
Program Refunds		(\$1,347.82)	(\$744.50)		
Total Revenue	\$78,495.78	\$77,736.21	\$84,966.88	\$28,049.19	\$48,547.69

Expenses

	2017	2018	2019	2020	2021
Miscellaneous	\$29.97	\$41.70	\$92.75		\$66.42
Salaries	\$70,345.59	\$72,333.85	\$68,119.04	\$27,765.57	\$66,329.53
Supplies/ Equipment	\$9,240.32	\$16,218.35	\$14,516.70	\$11,106.70	\$50,871.60
Utilities	\$14,194.95	\$14,034.75	\$15,134.11	\$16,563.52	\$19,204.71
Total Expenses	\$93,810.83	\$102,628.65	\$97,862.60	\$55,435.79	\$136,472.26



FY 2020 - 2021 Attendance

Attendance Category	Jul	Aug	Sep	Oct	Nov	Dec	Jan	Feb	Mar	Apr	May	Jun	Total Of Attendance
20 Visit Pass	307												307
6 Month Pass	455												455
Annual Pass	2498												2498
Complimentary Pass	51												51
Daily Pass	6012												6012
Observer Attendance	94												94
Program Attendance	1207												1207
Rental / Meeting Attendance	593												593

Total: 11217

11,217

1,182



5 Year Attendance Comparison for July

Attendance Type	2017	2018	2019	2020	2021
20 Visit Pass	253	209	229	164	307
20 Visit Walker Pass	127	146	170	39	
6 Month Pass	450	408	490	94	455
Annual Pass	4357	4015	4432	1304	2498
Complimentary Pass	38	72	55	25	51
Daily Pass	3802	3219	3908	1445	6012
Observer Attendance		698	700	86	94
Off-Site Program Attendance	14	25	3		
Program Attendance	5502	4816	4615	1015	1207
Rental / Meeting Attendance	403	60	407	8	593
	14946	13668	15009	4180	11217




2016 - to Date Fiscal Year Attendance Comparison

AttendanceType	2017-18	2018-19	2019-20	2020-21	2021-22
Daily Pass	39074	34959	20418	26139	6012
Complimentary Pass	577	564	338	249	51
20 Visit Pass	3284	3145	2218	2414	307
6 Month Pass	6507	5558	3213	2320	455
20 Visit Walker Pass	3333	2880	1973	191	
Rental / Meeting Attendance	3883	5533	5706	2308	593
Annual Pass	52177	46454	30733	19202	2498
Program Attendance	43616	42868	29062	19750	1207
Coupon Pass					
Off-Site Program Attendance	488	231	10		
Observer Attendance	7900	7763	5031	1963	94
	160839	149955	98702	74536	11217

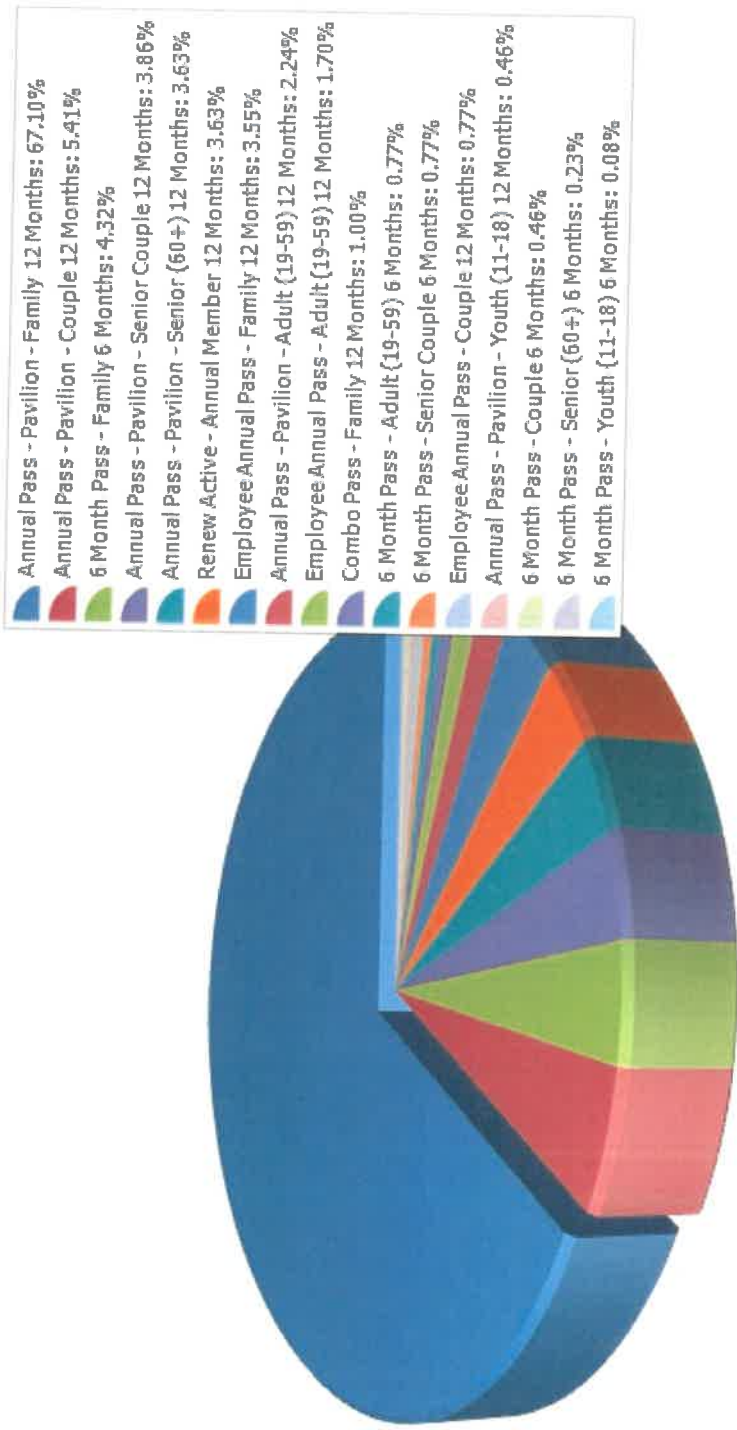
Membership Type Total # of Members

20 Visit Pass - Adult (19-59) 20 Visits: 22.02%	Dance Private Lessons w/ Instructor - Youth (11-18) 4 Visits: 0.11%	Land Fitness Pass - Child
Walker Pass - Individual 20 Visits: 19.19%	Home School Gym and Swim - Home School 8 Visits: 0.11%	Water Fitness Pass - Senior
Walker Pass - Senior (60+) 20 Visits: 14.90%	Daily Pass - Senior (60+) 1 Visits: 0.11%	Water Fitness Pass - Individual
Land Fitness Pass - Individual 10 Visits: 9.05%	Aqua Jogging - SFAC Only - Individual 12 Visits: 0.11%	Aqua Zumba - Senior (60+)
20 Visit Pass - Senior (60+) 20 Visits: 6.91%	Aqua Jogging - SFAC Only - Senior (60+) 12 Visits: 0.09%	KRPS 1 Improving Team B
Water Fitness Pass - Senior (60+) 10 Visits: 4.45%	Personal Training Pass - Individual 10 Visits: 0.09%	Water Fitness Pass - Senior
20 Visit Pass - Youth (11-18) 20 Visits: 4.39%	Home School Gym and Swim - Annual Member 8 Visits: 0.09%	
Water Fitness Pass - Individual 10 Visits: 4.18%	Home School Gym and Swim Additional Child - Annual Member 4 Visits: 0.07%	
20 Visit Pass - Child (3-10) 20 Visits: 2.96%	Martial Arts Group Lessons - Individual 6 Visits: 0.07%	
Home School Gym and Swim - Youth (11-18) 8 Visits: 2.34%	Aqua Jogging - Pavilion Only - Senior (60+) 10 Visits: 0.07%	
Home School Gym and Swim - Child (3-10) 8 Visits: 1.68%	Land Fitness Pass - Annual Member 10 Visits: 0.07%	
Land Fitness Pass - Senior (60+) 10 Visits: 1.67%	Home School Gym and Swim Additional Child - Child (3-10) 8 Visits: 0.05%	
Private Swim Lesson Pass - Child (3-10) 6 Visits: 1.58%	Aqua Jogging - Pavilion Only - Individual 10 Visits: 0.05%	
Private Swim Lesson Pass - Individual 6 Visits: 0.76%	Home School Gym and Swim Additional Child - Youth (11-18) 8 Visits: 0.04%	
Semi-Private Swim Lessons - Individual 6 Visits: 0.39%	Aqua Jogging - SFAC Only - Individual 8 Visits: 0.04%	
Daily Pass - Youth (11-18) 1 Visits: 0.32%	Aqua Zumba - Individual 10 Visits: 0.04%	
Child Care Pass - Child (3-10) 12 Visits: 0.30%	Home School Gym and Swim Additional Child - Child (3-10) 4 Visits: 0.04%	
Daily Pass - Adult (19-59) 1 Visits: 0.30%	Aqua Zumba - Annual Member 10 Visits: 0.04%	
Personal Training Pass - Individual 5 Visits: 0.27%	Home School Gym and Swim - Annual Member 4 Visits: 0.04%	
Home School Gym and Swim - Youth (11-18) 4 Visits: 0.16%	Private Swim Lesson Pass - Senior (60+) 6 Visits: 0.04%	
Daily Pass - Child (3-10) 1 Visits: 0.16%	Dance Private Lessons w/ Instructor - Child (3-10) 4 Visits: 0.02%	
Home School Gym and Swim Additional Child - Annual Member 8 Visits: 0.14%	Dance Private Lessons w/ Director - Youth (11-18) 4 Visits: 0.02%	
Water Fitness Pass - Senior Annual Member 10 Visits: 0.12%	Home School Gym and Swim - Home School 4 Visits: 0.02%	
Water Fitness Pass - Annual Member 10 Visits: 0.12%	Dance Private Lessons w/ Instructor - Senior (60+) 4 Visits: 0.02%	
Home School Gym and Swim - Child (3-10) 4 Visits: 0.12%	Home School Gym and Swim Additional Child - Youth (11-18) 4 Visits: 0.02%	

Membership Type Total # of Memberships



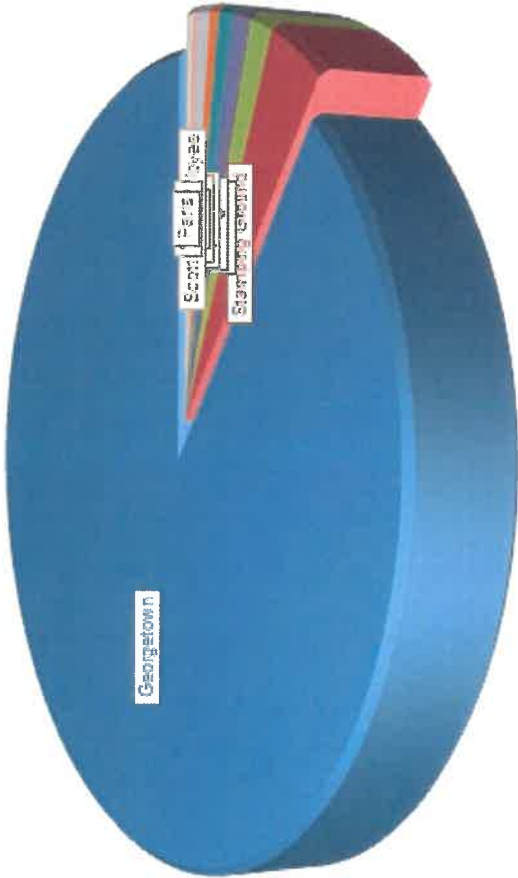
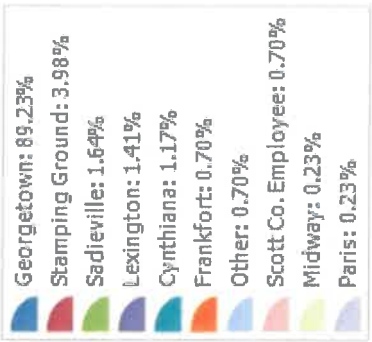
Membership Type
Total # of Members



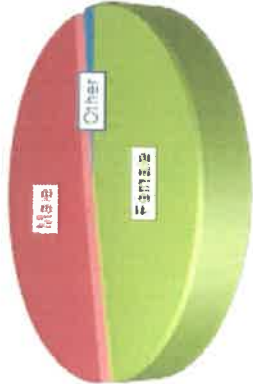
Municipality By Members



Municipality By Memberships



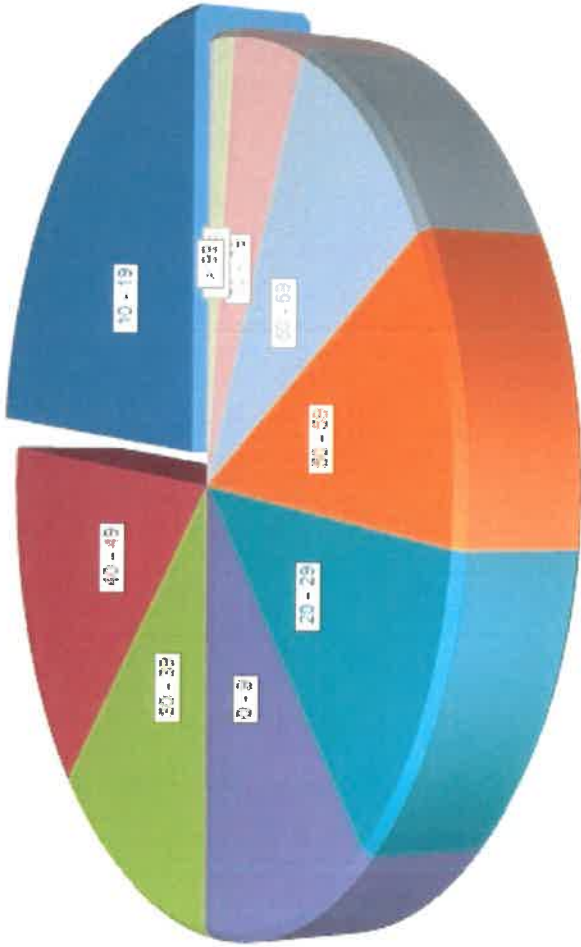
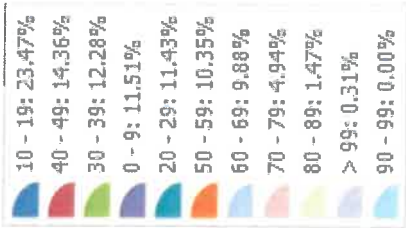
Gender



Residency



Age



Visit Pass Type Total # of Visit Passes

20 Visit Pass - Adult (19-59) 20 Visits: 22.05%	Aqua Jogging - SFAC Only - Individual 12 Visits: 0.11%	Home School Gym and Swim - Senior (60+) 1 Visits: 0.11%	Home School Gym and Swim - Senior (60+) 1 Visits: 0.11%
Walker Pass - Individual 20 Visits: 19.22%	Dance Private Lessons w/ Instructor - Youth (11-18) 4 Visits: 0.11%	Home School Gym and Swim - Home School 8 Visits: 0.11%	Home School Gym and Swim - Home School 8 Visits: 0.11%
Walker Pass - Senior (60+) 20 Visits: 14.92%	Home School Gym and Swim - Home School 8 Visits: 0.11%	Aqua Jogging - SFAC Only - Senior (60+) 12 Visits: 0.09%	Aqua Jogging - SFAC Only - Senior (60+) 12 Visits: 0.09%
Land Fitness Pass - Individual 10 Visits: 9.07%	Aqua Jogging - SFAC Only - Senior (60+) 12 Visits: 0.09%	Home School Gym and Swim - Annual Member 8 Visits: 0.09%	Home School Gym and Swim - Annual Member 8 Visits: 0.09%
20 Visit Pass - Senior (60+) 20 Visits: 6.92%	Home School Gym and Swim - Annual Member 8 Visits: 0.09%	Personal Training Pass - Individual 10 Visits: 0.07%	Personal Training Pass - Individual 10 Visits: 0.07%
Water Fitness Pass - Senior (60+) 10 Visits: 4.45%	Personal Training Pass - Individual 10 Visits: 0.07%	Aqua Jogging - Pavilion Only - Senior (60+) 10 Visits: 0.07%	Aqua Jogging - Pavilion Only - Senior (60+) 10 Visits: 0.07%
20 Visit Pass - Youth (11-18) 20 Visits: 4.40%	Aqua Jogging - Pavilion Only - Senior (60+) 10 Visits: 0.07%	Home School Gym and Swim Additional Child - Annual Member 4 Visits: 0.07%	Home School Gym and Swim Additional Child - Annual Member 4 Visits: 0.07%
Water Fitness Pass - Individual 10 Visits: 4.19%	Home School Gym and Swim Additional Child - Annual Member 4 Visits: 0.07%	Land Fitness Pass - Annual Member 10 Visits: 0.07%	Land Fitness Pass - Annual Member 10 Visits: 0.07%
20 Visit Pass - Child (3-10) 20 Visits: 2.96%	Land Fitness Pass - Annual Member 10 Visits: 0.07%	Martial Arts Group Lessons - Individual 6 Visits: 0.07%	Martial Arts Group Lessons - Individual 6 Visits: 0.07%
Home School Gym and Swim - Youth (11-18) 8 Visits: 2.34%	Martial Arts Group Lessons - Individual 6 Visits: 0.07%	Aqua Jogging - Pavilion Only - Individual 10 Visits: 0.05%	Aqua Jogging - Pavilion Only - Individual 10 Visits: 0.05%
Home School Gym and Swim - Child (3-10) 8 Visits: 1.69%	Aqua Jogging - Pavilion Only - Individual 10 Visits: 0.05%	Home School Gym and Swim Additional Child - Child (3-10) 8 Visits: 0.05%	Home School Gym and Swim Additional Child - Child (3-10) 8 Visits: 0.05%
Land Fitness Pass - Senior (60+) 10 Visits: 1.67%	Home School Gym and Swim Additional Child - Child (3-10) 8 Visits: 0.05%	Aqua Jogging - SFAC Only - Individual 8 Visits: 0.04%	Aqua Jogging - SFAC Only - Individual 8 Visits: 0.04%
Private Swim Lesson Pass - Child (3-10) 6 Visits: 1.51%	Aqua Jogging - SFAC Only - Individual 8 Visits: 0.04%	Aqua Zumba - Annual Member 10 Visits: 0.04%	Aqua Zumba - Annual Member 10 Visits: 0.04%
Private Swim Lesson Pass - Individual 6 Visits: 0.69%	Aqua Zumba - Annual Member 10 Visits: 0.04%	Aqua Zumba - Individual 10 Visits: 0.04%	Aqua Zumba - Individual 10 Visits: 0.04%
Semi-Private Swim Lessons - Individual 6 Visits: 0.39%	Aqua Zumba - Individual 10 Visits: 0.04%	Home School Gym and Swim - Annual Member 4 Visits: 0.04%	Home School Gym and Swim - Annual Member 4 Visits: 0.04%
Daily Pass - Youth (11-18) 1 Visits: 0.32%	Home School Gym and Swim - Annual Member 4 Visits: 0.04%	Home School Gym and Swim Additional Child - Child (3-10) 4 Visits: 0.04%	Home School Gym and Swim Additional Child - Child (3-10) 4 Visits: 0.04%
Child Care Pass - Child (3-10) 12 Visits: 0.30%	Home School Gym and Swim Additional Child - Child (3-10) 4 Visits: 0.04%	Home School Gym and Swim Additional Child - Youth (11-18) 8 Visits: 0.04%	Home School Gym and Swim Additional Child - Youth (11-18) 8 Visits: 0.04%
Daily Pass - Adult (19-59) 1 Visits: 0.30%	Home School Gym and Swim Additional Child - Youth (11-18) 8 Visits: 0.04%	Private Swim Lesson Pass - Senior (60+) 6 Visits: 0.04%	Private Swim Lesson Pass - Senior (60+) 6 Visits: 0.04%
Personal Training Pass - Individual 5 Visits: 0.25%	Private Swim Lesson Pass - Senior (60+) 6 Visits: 0.04%	Aqua Zumba - Senior (60+) 10 Visits: 0.02%	Aqua Zumba - Senior (60+) 10 Visits: 0.02%
Daily Pass - Child (3-10) 1 Visits: 0.16%	Aqua Zumba - Senior (60+) 10 Visits: 0.02%	Dance Private Lessons w/ Director - Youth (11-18) 4 Visits: 0.02%	Dance Private Lessons w/ Director - Youth (11-18) 4 Visits: 0.02%
Home School Gym and Swim - Youth (11-18) 4 Visits: 0.16%	Dance Private Lessons w/ Director - Youth (11-18) 4 Visits: 0.02%	Dance Private Lessons w/ Instructor - Child (3-10) 4 Visits: 0.02%	Dance Private Lessons w/ Instructor - Child (3-10) 4 Visits: 0.02%
Home School Gym and Swim Additional Child - Annual Member 8 Visits: 0.14%	Dance Private Lessons w/ Instructor - Child (3-10) 4 Visits: 0.02%	Dance Private Lessons w/ Instructor - Senior (60+) 4 Visits: 0.02%	Dance Private Lessons w/ Instructor - Senior (60+) 4 Visits: 0.02%
Home School Gym and Swim - Child (3-10) 4 Visits: 0.12%	Dance Private Lessons w/ Instructor - Senior (60+) 4 Visits: 0.02%	Home School Gym and Swim - Home School 4 Visits: 0.02%	Home School Gym and Swim - Home School 4 Visits: 0.02%
Water Fitness Pass - Annual Member 10 Visits: 0.12%	Home School Gym and Swim - Home School 4 Visits: 0.02%		
Water Fitness Pass - Senior Annual Member 10 Visits: 0.12%			

Municipality By Visit Passes



Georgetown-Scott County Parks and Recreation

Paid Bills

As of August 10, 2021

	Date	Memo	Account	Debit	Credit
Amazon					
	08/10/2021		2000 · Accounts Payable		2,525.28
	08/10/2021	Wipe Boards, File Cabinet, Folder Labels	4270 · Office Supplies and Equipment	983.55	
	08/10/2021	Laser Projector, Theater Mount, Aprons QTY 4	9400 · ED-Prod., Event, Supplies&Equip	1,289.27	
	08/10/2021	Inflatable Pools	6850 · New Prog/Sp Events Supplies	48.29	
	08/10/2021	Wipe Boards, Receipt Books	9230 · ED - Office Supplies	204.17	
Total Amazon				2,525.28	2,525.28
American Business Systems Inc.					
	08/06/2021		2000 · Accounts Payable		589.22
	08/06/2021	Parks and Pavilion Copier Lease Fee	4270 · Office Supplies and Equipment	516.37	
	08/06/2021	Ed Davis Copier Lease Fee	9230 · ED - Office Supplies	72.85	
Total American Business Systems Inc.				589.22	589.22
Columbia Gas of Kentucky					
	07/30/2021		2000 · Accounts Payable		544.00
	07/30/2021	140 Pavilion Dr	8066 · Pavilion - Columbia Gas	544.00	
	07/30/2021		2000 · Accounts Payable		74.82
	07/30/2021	1240 Cincinnati Rd	4600 · Scott County Park	74.82	
	07/30/2021		2000 · Accounts Payable		74.82
	07/30/2021	146 Ed Davis Lane	9311 · ED - Columbia Gas	74.82	
Total Columbia Gas of Kentucky				693.64	693.64
Fuelman					
	07/30/2021		2000 · Accounts Payable		745.41
	07/30/2021	KDZ World Program Fuel	6500 · Kidzworld-Transportation	681.80	
	07/30/2021	Vehicle Fuel	4270 · Office Supplies and Equipment	63.61	
Total Fuelman				745.41	745.41

Georgetown-Scott County Parks and Recreation
Paid Bills
As of August 10, 2021

	Date	Memo	Account	Debit	Credit
Georgetown Municipal Water					
	07/30/2021		2000 · Accounts Payable		216.90
	07/30/2021	1260 Cincinnati Pike	5050 · SFAC Georgetown Water	216.90	
	07/30/2021		2000 · Accounts Payable		4,606.41
	07/30/2021	140 Pavilion Dr	8070 · Pavilion - Georgetown Water	4,606.41	
	07/30/2021		2000 · Accounts Payable		13.79
	07/30/2021	0 Long Lick Entrance	4600 · Scott County Park	13.79	
	07/30/2021		2000 · Accounts Payable		31.83
	07/30/2021	Marshall Park Dr	4570 · Marshall Park	31.83	
	07/30/2021		2000 · Accounts Payable		24.75
	07/30/2021	1240 Cincinnati Pike	4600 · Scott County Park	24.75	
	07/30/2021		2000 · Accounts Payable		160.40
	07/30/2021	140 Pavilion Dr Upstairs/Skatepark	8070 · Pavilion - Georgetown Water	160.40	
	07/30/2021		2000 · Accounts Payable		831.62
	07/30/2021	200 Airport Rd Parks & Rec	4570 · Marshall Park	831.62	
	07/30/2021		2000 · Accounts Payable		5,014.89
	07/30/2021	200 Airport Rd Aquatic Center	5050 · SFAC Georgetown Water	5,014.89	
	07/30/2021		2000 · Accounts Payable		13.79
	07/30/2021	Royal Spring Park	4650 · Royal Spring Park	13.79	
	07/30/2021		2000 · Accounts Payable		13.79
	07/30/2021	S. Water St. Park	4650 · Royal Spring Park	13.79	
	07/30/2021		2000 · Accounts Payable		129.67
	07/30/2021	151 Ed Davis Ln	9313 · ED - Georgetown Water	129.67	
	07/30/2021		2000 · Accounts Payable		20.79
	07/30/2021	145 Ed Davis Lane	4540 · Ed Davis Park	20.79	
	07/30/2021		2000 · Accounts Payable		13.01
	07/30/2021	Scott Co Park	4600 · Scott County Park	13.01	
	07/30/2021		2000 · Accounts Payable		13.80
	07/30/2021	Field #2 & #4	4510 · Suffoletta Park	13.80	
	07/30/2021		2000 · Accounts Payable		53.46
	07/30/2021	Field #1	4510 · Suffoletta Park	53.46	
	07/30/2021		2000 · Accounts Payable		24.75

Georgetown-Scott County Parks and Recreation

Paid Bills

As of August 10, 2021

	Date	Memo	Account	Debit	Credit
Total Georgetown Municipal Water	07/30/2021	Concession Stand	4510 · Suffoletta Park	24.75	
	07/30/2021		2000 · Accounts Payable		13.02
	07/30/2021	Horse Shoe Pit	4510 · Suffoletta Park	13.02	
	07/30/2021		2000 · Accounts Payable		13.79
	07/30/2021	Field #3	4510 · Suffoletta Park	13.79	
	07/30/2021		2000 · Accounts Payable		58.91
	07/30/2021	Batting Cage	4510 · Suffoletta Park	58.91	
	07/30/2021		2000 · Accounts Payable		24.75
	07/30/2021	Picnic Shelter	4510 · Suffoletta Park	24.75	
				11,294.12	11,294.12
Nextiva Inc.					
Total Nextiva Inc.	07/30/2021		2000 · Accounts Payable		967.01
	07/30/2021	Parks/Pavilion Phones for June	4240 · Office Phone	618.19	
	07/30/2021	SFAC Phones for June	5060 · SFAC Center Phone	220.18	
	07/30/2021	Ed Davis Phones for June	9310 · ED - Telephone	64.32	
	07/30/2021	Maintenance Bldg Phones for June	4600 · Scott County Park	64.32	
	07/30/2021		2000 · Accounts Payable		961.72
	07/30/2021	Parks/Pavilion Phones July	4240 · Office Phone	612.90	
	07/30/2021	SFAC Phones July	5060 · SFAC Center Phone	220.18	
	07/30/2021	Ed Davis Phones July	9310 · ED - Telephone	64.32	
	07/30/2021	Maintenance Building Phones July	4600 · Scott County Park	64.32	
Total Republic Services Inc.				1,928.73	1,928.73
	Republic Services Inc.				
	08/09/2021		2000 · Accounts Payable		1,443.48
	08/09/2021	Garbage Service for August	8074 · Pavilion - Supp., Serv., Repair	1,443.48	
				1,443.48	1,443.48
	Time Warner Cable				
	08/09/2021		2000 · Accounts Payable		1,078.01
	08/09/2021	Internet, TV Pavilion	8074 · Pavilion - Supp., Serv., Repair	436.72	

Georgetown-Scott County Parks and Recreation

Paid Bills

As of August 10, 2021

	Date	Memo	Account	Debit	Credit
	08/09/2021	Internet, TV Ed Davis	9315 · ED Internet Service/Cable	241.34	
	08/09/2021	Internet Scott Co Park	4600 · Scott County Park	134.98	
	08/09/2021	Internet SFAC	5060 · SFAC Center Phone	134.98	
	08/09/2021	Internet Concession Bldg	4810 · Supplies	129.99	
Total Time Warner Cable				1,078.01	1,078.01
Tractor Supply Company					
	07/30/2021		2000 · Accounts Payable		197.71
	07/30/2021	Weed Killer, Sprayer Parts, Wiring Harness, Hose	4810 · Supplies	90.74	
	07/30/2021	Weed Killer, 50 Ft Rope	4810 · Supplies	106.97	
Total Tractor Supply Company				197.71	197.71
Verizon Wireless					
	07/30/2021		2000 · Accounts Payable		937.46
	07/30/2021	Cell Phones	4750 · Cell phones	937.46	
Total Verizon Wireless				937.46	937.46
Wal-Mart					
	07/30/2021		2000 · Accounts Payable		653.30
	07/30/2021	Parks Office Supplies, Water	4270 · Office Supplies and Equipment	52.97	
	07/30/2021	Supplies for KDZ World Carnival, Supplies KDZ Olympics, Ice	6490 · Kidzworld Supplies	363.03	
	07/30/2021	Parks Maintenance Office Supplies-Ink	4270 · Office Supplies and Equipment	65.56	
	07/30/2021	Lounge Chair Cleaning Supplies	5140 · SFAC Pool Supplies/Chemicals	25.57	
	07/30/2021	Movies in the Park Supplies	6850 · New Prog/Sp Events Supplies	16.68	
	07/30/2021	DVD Player for Kids Zone	8098 · Pavilion · Child Care Supplies	24.96	
	07/30/2021	Supplies for Aquatics Staff Appreciation Day	8094 · Pavilion - Aquatics Supplies	104.53	
Total Wal-Mart				653.30	653.30
Total				22,086.36	22,086.36

Unpaid Bills Detail

As of August 13, 2021

	Date	Memo	Account	Debit	Credit
1 Better, LLC					
	08/11/2021		2000 · Accounts Payable		349.00
	08/11/2021	Movie Theater Ad	4300 · Advertising, Print., Marketing	349.00	
Total 1 Better, LLC				349.00	349.00
4imprint Inc.					
	08/11/2021		2000 · Accounts Payable		524.74
	08/11/2021	Waterproof Phone Pouch Qty 300	4300 · Advertising, Print., Marketing	524.74	
Total 4imprint Inc.				524.74	524.74
859print					
	08/11/2021		2000 · Accounts Payable		28.50
	08/11/2021	Ed Davis Bathroom Open Signs	9320 · ED - Supplies, Serv., Repair	28.50	
	08/11/2021		2000 · Accounts Payable		42.75
	08/11/2021	Signs For Float Fest	6850 · New Prog/Sp Events Supplies	42.75	
Total 859print				71.25	71.25
American Red Cross					
	08/11/2021		2000 · Accounts Payable		160.00
	08/11/2021	Qty 4 Lifeguard Certifications	8094 · Pavilion - Aquatics Supplies	160.00	
Total American Red Cross				160.00	160.00
American Welding & Gas					
	07/30/2021		2000 · Accounts Payable		58.45
	07/30/2021	Nozzle and Contact Tips	4810 · Supplies	58.45	
Total American Welding & Gas				58.45	58.45
Bluegrass Business Health					
	07/30/2021		2000 · Accounts Payable		140.00
	07/30/2021	Employee Drug Screening	4130 · Drug Testing	140.00	
Total Bluegrass Business Health				140.00	140.00

Sevier County Parks and Recreation
Unpaid Bills Detail
As of August 13, 2021

	Date	Memo	Account	Debit	Credit
Brenntag Mid-South, Inc.	07/30/2021		2000 · Accounts Payable		387.38
	07/30/2021	Hydrochloric Acid	8094 · Pavilion - Aquatics Supplies	387.38	
	07/30/2021		2000 · Accounts Payable		683.54
	07/30/2021	Hydrochloric Acid	5140 · SFAC Pool Supplies/Chemicals	683.54	
	07/30/2021		2000 · Accounts Payable		556.07
	07/30/2021	Hydrochloric Acid	5140 · SFAC Pool Supplies/Chemicals	556.07	
	07/30/2021		2000 · Accounts Payable		556.07
	07/30/2021	Hydrochloric Acid	5140 · SFAC Pool Supplies/Chemicals	556.07	
	07/30/2021		2000 · Accounts Payable		594.00
	07/30/2021	Sodium Bicarbonate	5140 · SFAC Pool Supplies/Chemicals	594.00	
Total Brenntag Mid-South, Inc.	07/30/2021		2000 · Accounts Payable		64.00
	07/30/2021	Sodium Thiosulfate Penta	5140 · SFAC Pool Supplies/Chemicals	64.00	
				2,841.06	2,841.06
Cooper Wholesale Inc.	07/30/2021		2000 · Accounts Payable		576.71
	07/30/2021	Cleaning Supplies, Tissue, Can Liners	8074 · Pavilion - Supp., Serv., Repair	576.71	
	07/30/2021		2000 · Accounts Payable		252.23
	07/30/2021	Toilet Tissue, Paper Towels, Cleaning Supplies	8074 · Pavilion - Supp., Serv., Repair	252.23	
	07/30/2021		2000 · Accounts Payable		149.90
	07/30/2021	Large Roll Toilet Tissue	8074 · Pavilion - Supp., Serv., Repair	149.90	
	07/30/2021		2000 · Accounts Payable		299.83
	07/30/2021	Tissue, Hand Soap, Cleaning Supplies	5200 · SFAC Pool Supplies/Maintenance	299.83	
	07/30/2021		2000 · Accounts Payable		386.62
	07/30/2021	Tissue, Cleaning Supplies	8074 · Pavilion - Supp., Serv., Repair	386.62	
Total Cooper Wholesale Inc.	07/30/2021		2000 · Accounts Payable		644.70
	07/30/2021	Face Mask, Gloves, Hand Sanitizer	8074 · Pavilion - Supp., Serv., Repair	322.35	
	07/30/2021	Face Mask, Gloves, Hand Sanitizer	9320 · ED - Supplies, Serv., Repair	161.18	
	07/30/2021	Face Mask, Gloves, Hand Sanitizer	5200 · SFAC Pool Supplies/Maintenance	161.17	
				2,309.99	2,309.99

Georgetown-Scott County Parks and Recreation
Unpaid Bills Detail
As of August 13, 2021

	Date	Memo	Account	Debit	Credit
D-C Elevator Company, Inc.					
	07/30/2021		2000 · Accounts Payable		1,500.00
	07/30/2021	Service Test For Fire Alarm	8074 · Pavilion - Supp., Serv., Repair	1,500.00	
Total D-C Elevator Company, Inc.				1,500.00	1,500.00
Emergency Monitoring Svc. Inc.					
	07/30/2021		2000 · Accounts Payable		1,260.00
	07/30/2021	Alarm Monitoring Service Pavilion	8074 · Pavilion - Supp., Serv., Repair	630.00	
	07/30/2021	Alarm Monitoring Service Ed Davis	9320 · ED - Supplies, Serv., Repair	630.00	
Total Emergency Monitoring Svc. Inc.				1,260.00	1,260.00
Equipment Sales and Rentals					
	07/30/2021		2000 · Accounts Payable		24,804.64
	07/30/2021	Zero Turn MD/SCZ1161V-31FX Ser#P9400813 Outdoor	4880 · Capital Expenditures	9,254.56	
	07/30/2021	Zero Turn MD/STCI152V-26FT Ser#R8703343 Outdoor	4880 · Capital Expenditures	7,912.80	
	07/30/2021	Zero Turn MD/STCI148V-22FX Ser#R8500513 Facilities	4880 · Capital Expenditures	7,637.28	
Total Equipment Sales and Rentals				24,804.64	24,804.64
Gattitown					
	07/30/2021		2000 · Accounts Payable		222.81
	07/30/2021	Fun Express Field Trip	6550 · Fun Express Supplies	222.81	
Total Gattitown				222.81	222.81
Georgetown News-Graphic					
	07/30/2021		2000 · Accounts Payable		38.13
	07/30/2021	Audit Report Posting	4300 · Advertising, Print., Marketing	38.13	
Total Georgetown News-Graphic				38.13	38.13

Unpaid Bills Detail As of August 13, 2021

	Date	Memo	Account	Debit	Credit
Global Supply & Floor Equipment					
	07/30/2021		2000 · Accounts Payable		407.10
	07/30/2021	Gloves, Can Liners, Toilet Tissue	4810 · Supplies	407.10	
Total Global Supply & Floor Equipment				407.10	407.10
Johnson Controls Fire Protection					
	07/30/2021		2000 · Accounts Payable		789.06
	07/30/2021	Material For Fire Alarm Installation	8074 · Pavilion - Supp., Serv., Repair	789.06	
	07/30/2021	Materials For Fire Alarm Installation	2000 · Accounts Payable		7,303.78
	07/30/2021	Labor	8074 · Pavilion - Supp., Serv., Repair	7,101.56	
	07/30/2021		8074 · Pavilion - Supp., Serv., Repair	202.22	
Total Johnson Controls Fire Protection			2000 · Accounts Payable		11,848.33
	07/30/2021	Labor For Fire Alarm Installation	8074 · Pavilion - Supp., Serv., Repair	11,848.33	
	07/30/2021		2000 · Accounts Payable		430.54
	07/30/2021	Annual Backflow Inspection 6/1/21-5/31/22	8074 · Pavilion - Supp., Serv., Repair	430.54	
				20,371.71	20,371.71
Kentucky Kingdom, LLP					
	07/30/2021		2000 · Accounts Payable		1,638.00
Total Kentucky Kingdom, LLP	07/30/2021	KDZWorld Field Trip Qty 63	6490 · Kidzworld Supplies	1,638.00	
				1,638.00	1,638.00
Kentucky Motor of Gtown					
	07/30/2021		2000 · Accounts Payable		50.43
	07/30/2021	Oil, Hand Cleaner	4810 · Supplies	50.43	
	07/30/2021		2000 · Accounts Payable		273.42
	07/30/2021	Oil/Filter, Brakes Unit #16	4660 · Vehicle Maintenance and Parts	273.42	
	07/30/2021		2000 · Accounts Payable		124.82
	07/30/2021	Disc Brake Rotor Unit #16	4660 · Vehicle Maintenance and Parts	124.82	
	07/30/2021		2000 · Accounts Payable		70.45

NEWELL-WILSON COUNTY Parks and Recreation

Unpaid Bills Detail

As of August 13, 2021

	Date	Memo	Account	Debit	Credit
	07/30/2021	Unit #3 Oil Service	4810 · Supplies	70.45	
	07/30/2021		2000 · Accounts Payable		3.85
	07/30/2021	Fuse For Floor Machine	8074 · Pavilion - Supp., Serv., Repair	3.85	
Total Kentucky Motor of Gtown				522.97	522.97
Kentucky Portable Toilets					
	07/30/2021		2000 · Accounts Payable		2,055.00
	07/30/2021	Portable Toilets	4810 · Supplies	2,055.00	
Total Kentucky Portable Toilets				2,055.00	2,055.00
Kentucky Recreation & Park Society					
	07/30/2021		2000 · Accounts Payable		4,900.00
	07/30/2021	Aquatic Training/Consulting Service June 1-30	8094 · Pavilion - Aquatics Supplies	4,900.00	
	07/30/2021		2000 · Accounts Payable		816.65
	07/30/2021	Aquatic Training/Consulting Service May 27-31	8094 · Pavilion - Aquatics Supplies	816.65	
Total Kentucky Recreation & Park Society				5,716.65	5,716.65
Kentucky Utilities Company					
	07/30/2021		2000 · Accounts Payable		26,392.02
	07/30/2021	Markham	4510 · Suffoletta Park	45.37	
	07/30/2021	Oser	4610 · Oser Landing Park	176.92	
	07/30/2021	Horseshoe Pit	4510 · Suffoletta Park	37.25	
	07/30/2021	Louie B. Nunn Dr. Ball	4510 · Suffoletta Park	316.68	
	07/30/2021	Louie B. Nunn Dr.	4510 · Suffoletta Park	235.63	
	07/30/2021	151 Ed Davis Lane	9312 · ED - Kentucky Utilities	550.37	
	07/30/2021	Marshall Park Dr. PL	4570 · Marshall Park	617.03	
	07/30/2021	Airport Field 4	4570 · Marshall Park	186.32	
	07/30/2021	1220 Cincinnati Rd. Shop	4600 · Scott County Park	396.68	
	07/30/2021	Marshall Park Dr. Field #1	4570 · Marshall Park	193.49	
	07/30/2021	Airport Rd. Conc.St	4570 · Marshall Park	232.30	
	07/30/2021	1080 Cincinnati Rd. Ballfield	4600 · Scott County Park	89.73	

As of August 13, 2021

	Date	Memo	Account	Debit	Credit
	07/30/2021	SFAC	5020 · SFAC Kentucky Utilities	8,404.41	
	07/30/2021	Airport Rd Conc	4570 · Marshall Park	96.30	
	07/30/2021	Pavilion	8068 · Pavilion - Kentucky Utilities	13,893.90	
	07/30/2021	Batting Cage TBR SCYB	4810 · Supplies	145.09	
	07/30/2021	Ed Davis Park	4540 · Ed Davis Park	259.32	
	07/30/2021	Airport Rd Field #2	4570 · Marshall Park	32.85	
	07/30/2021	Airport Rd. Field #3	4570 · Marshall Park	69.23	
	07/30/2021	Lole B Nunn Dr Ball	4510 · Suffoletta Park	225.14	
	07/30/2021	Airport Rd Field #5	4570 · Marshall Park	47.02	
	07/30/2021	Lisle Rd Soccer Gate	4810 · Supplies	38.57	
	07/30/2021	Oxford Dr	4630 · Oxford Road Park	102.42	
Total Kentucky Utilities Company				26,392.02	26,392.02
Kremer Wholesale, Inc.					
	07/30/2021		2000 · Accounts Payable		82.00
	07/30/2021	SnoCone Rental and Supplies KDZWorld Program	6490 · Kidzworld Supplies	82.00	
Total Kremer Wholesale, Inc.				82.00	82.00
Law Enforcement Services					
	07/30/2021		2000 · Accounts Payable		250.00
	07/30/2021	Scott Co Sheriffs Calendar Ad	4300 · Advertising, Print., Marketing	250.00	
Total Law Enforcement Services				250.00	250.00
Lowe's Home Centers Inc.					
	07/30/2021		2000 · Accounts Payable		724.78
	07/30/2021	Concrete Mix, Dewalt 20V, Supplies	4810 · Supplies	274.69	
	07/30/2021	Shutdown Supplies	8074 · Pavilion - Supp., Serv., Repair	450.09	
Total Lowe's Home Centers Inc.				724.78	724.78

Unpaid Bills Detail
As of August 13, 2021

	Date	Memo	Account	Debit	Credit
M.O.S.E.S. Inc.	07/30/2021		2000 · Accounts Payable		
	07/30/2021	Chain Saw Chains/Bar, Handle	4810 · Supplies	262.50	262.50
	07/30/2021		2000 · Accounts Payable		
	07/30/2021	Guide Bar and Chains	4810 · Supplies	82.59	82.59
Total M.O.S.E.S. Inc.				345.09	345.09
Meade Tractor	07/30/2021		2000 · Accounts Payable		
	07/30/2021	TBW 180 Parts Barings/Wheels/Tires	4690 · Equipment Maintenance and Parts	1,648.61	1,648.61
	07/30/2021		2000 · Accounts Payable		
	07/30/2021	Trimmer Head/Line	4810 · Supplies	158.92	158.92
	07/30/2021		2000 · Accounts Payable		
	07/30/2021	1200A Bunker Rake Repair	4690 · Equipment Maintenance and Parts	703.46	703.46
Total Meade Tractor	07/30/2021		2000 · Accounts Payable		
	07/30/2021	V-Belt, 5Gal Mix	4810 · Supplies	150.59	150.59
Total Meade Tractor				2,661.58	2,661.58
Miller Transportation	07/30/2021		2000 · Accounts Payable		
	07/30/2021	KDZWorld Field Trip Mystic Dragon	6500 · Kidzworld-Transportation	555.00	555.00
	07/30/2021		2000 · Accounts Payable		
	07/30/2021	KDZWorld Field Trip KY Kingdom	6500 · Kidzworld-Transportation	1,300.00	1,300.00
	07/30/2021		2000 · Accounts Payable		
Total Miller Transportation				625.00	625.00
Muhammad Ali Center	07/30/2021		2000 · Accounts Payable		
	07/30/2021	KDZWorld Field Trip	6490 · Kidzworld Supplies	66.00	66.00
Total Muhammad Ali Center				66.00	66.00

Unpaid Bills Detail
As of August 13, 2021

	Date	Memo	Account	Debit	Credit
Mystic Dragon Inc.					
	07/30/2021		2000 · Accounts Payable		
	07/30/2021	KDZWorld Field Trip	6490 · Kidzworld Supplies	457.50	457.50
Total Mystic Dragon Inc.				457.50	457.50
Pepsi-Cola Bottling Company					
	07/30/2021		2000 · Accounts Payable		
	07/30/2021	Pepsi Purchase TBR by Stephanie	5500 · Concession Supplies and Equipme	503.21	503.21
Total Pepsi-Cola Bottling Company				503.21	503.21
Reach Sports Marketing Group Inc.					
	07/30/2021		2000 · Accounts Payable		
	07/30/2021	Screen Player License Annual Fee 9/1/21-8/31-22	4300 · Advertising, Print., Marketing	1,050.00	1,050.00
Total Reach Sports Marketing Group Inc.				1,050.00	1,050.00
Recreonics Corporation					
	07/30/2021		2000 · Accounts Payable		
	07/30/2021	PH Sensor /ORP Sensor For Chemtrol Units	8094 · Pavilion - Aquatics Supplies	2,148.98	2,148.98
Total Recreonics Corporation				2,148.98	2,148.98
Sherwin Williams					
	07/30/2021		2000 · Accounts Payable		
	07/30/2021	Painting Supplies Ed Davis Office	9320 · ED - Supplies, Serv., Repair	137.25	137.25
	07/30/2021		2000 · Accounts Payable		
	07/30/2021	Paint For Pavilion Asst. Director Office	8074 · Pavilion - Supp., Serv., Repair	73.54	73.54
	07/30/2021		2000 · Accounts Payable		
	07/30/2021	Paint For Pavilion Shutdown	8074 · Pavilion - Supp., Serv., Repair	874.94	874.94
Total Sherwin Williams				1,085.73	1,085.73

Unpaid Bills Detail
As of August 13, 2021

	Date	Memo	Account	Debit	Credit
Somer Splash Waterpark	07/30/2021				
	07/30/2021	KDZWorld Field Trip Qty 15	2000 · Accounts Payable 6490 · Kidzworld Supplies		150.00
	07/30/2021		2000 · Accounts Payable	150.00	
	07/30/2021	KDZWorld Field Trip Qty 14	6490 · Kidzworld Supplies		237.30
Total Somer Splash Waterpark				237.30	237.30
Southern States	07/30/2021			387.30	387.30
	07/30/2021	Fuel for Vehicles	2000 · Accounts Payable 4780 · Fuel and Oil		3,240.36
	07/30/2021	Fuel for Mowers/Weed Eating	4780 · Fuel and Oil	1,565.92	
	07/30/2021	2 Gal Sprayer/Weed Killer	5200 · SFAC Pool Supplies/Maintenance	1,409.51	
Total Southern States				244.93	3,240.36
Sunbelt Rentals Inc	07/30/2021			3,240.36	3,240.36
	07/30/2021	Rented Man Lift For Demo Field #5	2000 · Accounts Payable 4570 · Marshall Park		1,886.87
Total Sunbelt Rentals Inc				1,886.87	1,886.87
Swank Motion Pictures Inc.	07/30/2021			1,886.87	1,886.87
	07/30/2021	Movie Rights For Movies In The Park	2000 · Accounts Payable 6850 · New Prog/Sp Events Supplies		480.00
Total Swank Motion Pictures Inc.				480.00	480.00
Swim Pro Supply	07/30/2021			480.00	480.00
	07/30/2021	Chlorine	2000 · Accounts Payable 5140 · SFAC Pool Supplies/Chemicals		1,608.00
	07/30/2021		2000 · Accounts Payable	1,608.00	
	07/30/2021	Chlorine	5140 · SFAC Pool Supplies/Chemicals		864.00
Total Swim Pro Supply				864.00	864.00

Unpaid Bills Detail
As of August 13, 2021

	Date	Memo	Account	Debit	Credit
Total Swim Pro Supply	07/30/2021		2000 · Accounts Payable		
	07/30/2021	Chlorine	5140 · SFAC Pool Supplies/Chemicals		1,584.00
	07/30/2021		2000 · Accounts Payable	1,584.00	
	07/30/2021	Testing Reagents	5140 · SFAC Pool Supplies/Chemicals		79.50
	07/30/2021		2000 · Accounts Payable	79.50	
Total Whitaker Bank, N.A.	07/30/2021	Chlorine	5140 · SFAC Pool Supplies/Chemicals	1,032.00	1,032.00
				5,167.50	5,167.50
Total Wiseway	07/30/2021		2000 · Accounts Payable		
	07/30/2021	SPGE 2022 Registration Fee	4270 · Office Supplies and Equipment	500.00	5,378.48
	07/30/2021	Eads Hardware Repair/Parts Hustler Mower	4690 · Equipment Maintenance and Parts	275.97	
	07/30/2021	Tube Pro Lazy River Tubes	5140 · SFAC Pool Supplies/Chemicals	3,094.00	
	07/30/2021	Whitaker Bank International Fee For Tube Pro	5140 · SFAC Pool Supplies/Chemicals	24.75	
	07/30/2021	Costco Membership Fee	4270 · Office Supplies and Equipment	60.00	
	07/30/2021	Costco Supplies For KDZWorld	6490 · Kidzworld Supplies	316.77	
	07/30/2021	Kings Island/Sky Zone Kidzworld Field Trips	6490 · Kidzworld Supplies	884.99	
	07/30/2021	VIP Car Wash Cleaning Vehicles Used For KDZWorld	6490 · Kidzworld Supplies	50.00	
	07/30/2021	Theatres of Georgetown Fun Express Field Trip	6550 · Fun Express Supplies	72.00	
	07/30/2021	Sky Zone KDZWorld Field Trip	6490 · Kidzworld Supplies	100.00	
				5,378.48	5,378.48
Total	07/30/2021		2000 · Accounts Payable		
	07/30/2021	Ballast Qty 3	9320 · ED - Supplies, Serv., Repair	56.70	56.70
	07/30/2021		2000 · Accounts Payable	186.00	
	07/30/2021	Cool White Lamps Qty 30	9320 · ED - Supplies, Serv., Repair	242.70	242.70
Total				120,021.60	120,021.60

... County Parks and Recreation Financial Statement July 2021

Accounts	Income			
	July 2021	Budget	Balance	% of Budget
3030 · City Funds				
3040 · City - Capital	0.00	1,143,625.00	-1,143,625.00	0.0%
3050 · County - Capital	0.00	439,110.00	-439,110.00	0.0%
3060 · County Funds	47,625.00	439,110.00	-391,485.00	10.85%
3150 · Pool Income	276,780.00	1,143,625.00	-866,845.00	24.2%
3180 · Horse Park Pool	87,460.94	258,000.00	-170,539.06	33.9%
3260 · Pool Concessions- Contract	0.00	56,000.00	-56,000.00	0.0%
3400 · Kidzworld Income	2,352.08	10,000.00	-7,647.92	23.52%
3430 · Fun Express Income	1,815.75	100,000.00	-98,184.25	1.82%
3470 · KLC Safety Grant	3,712.50	14,000.00	-10,287.50	26.52%
3600 · Facility Rental Income	0.00	3,000.00	-3,000.00	0.0%
3710 · Special Events Income	3,699.23	36,500.00	-32,800.77	10.14%
3720 · Private Donations	0.00	5,000.00	-5,000.00	0.0%
3730 · New Programs Income	0.00	2,500.00	-2,500.00	0.0%
3750 · Miscellaneous Income	0.00	5,000.00	-5,000.00	0.0%
8014 · Pavilion - 20 V Passes	0.00	300.00	-300.00	0.0%
8015 · Pavilion - Daily Passes	2,183.70	10,000.00	-7,816.30	21.84%
8016 · Pavilion - Annual Pass	23,808.60	108,000.00	-84,191.40	22.05%
8017 · Pavilion - 6 Month Pass	15,573.15	175,000.00	-159,426.85	8.9%
8018 · Pavilion - Aquatics Programs	1,307.80	15,000.00	-13,692.20	8.72%
8020 · Pavilion Gymnasium Programs	920.00	50,000.00	-49,080.00	1.84%
8022 · Pavilion - Dance/Gymnastics Pro	1,240.00	15,000.00	-13,760.00	8.27%
8024 · Pavilion - Aerobics Programs	6,913.60	78,000.00	-71,086.40	8.86%
8026 · Pavilion - Camps/Childrens Act.	655.00	20,000.00	-19,345.00	3.28%
8028 · Pavilion - Special Events	0.00	3,000.00	-3,000.00	0.0%
8030 · Pavilion - Child Care	0.00	5,000.00	-5,000.00	0.0%
8032 · Pavilion - Facility Rental	44.00	350.00	-306.00	12.57%
8034 · Pavilion - Concession/Vending	808.50	45,000.00	-44,191.50	1.8%
8036 · Pavilion - Miscellaneous	540.89	20,000.00	-19,459.11	2.7%
Total Income	477,444.74	4,201,120.00	-3,723,675.26	11.37%

3:05 PM

CU DAVIS Learning Center Financial Statement
July 2021

Accounts	Income			
	July 2021	Budget	Balance	% of Budget
3070 · City - Ed Davis Funds	0.00	146,750.00	-146,750.00	0.0%
9120 · ED - Program Income	0.00	4,500.00	-4,500.00	0.0%
9130 · ED - Rental Income	141.00	5,000.00	-4,859.00	2.82%
9140 · ED - Miscellaneous Income	0.00	500.00	-500.00	0.0%
Total Income	141.00	156,750.00	-156,609.00	0.09%
Accounts	Expense			
	July 2021	Budget	Balance	% of Budget
9200 · ED - SALARIES	5,280.00	47,000.00	41,720.00	11.23%
9210 · ED - Employer FICA	611.09	5,800.00	5,188.91	10.54%
9211 · ED - Unemployment Insurance	46.30	1,250.00	1,203.70	3.7%
9212 · ED - Workers Compensation	4,300.00	4,300.00	0.00	100.0%
9213 · ED - Employer Retirement	1,628.68	14,000.00	12,371.32	11.63%
9214 · ED - Health Insurance	1,313.98	17,700.00	16,386.02	7.42%
9220 · ED - Liability, Prop. Insurance	2,500.00	2,500.00	0.00	100.0%
9230 · ED - Office Supplies	349.87	3,000.00	2,650.13	11.66%
9240 · ED - Advertising/Printing	0.00	500.00	500.00	0.0%
9250 · ED - Continuing Education	0.00	800.00	800.00	0.0%
9260 · ED - Travel Expense	0.00	600.00	600.00	0.0%
9300 · ED - MAINTENANCE SALARIES	0.00	1,000.00	1,000.00	0.0%
9310 · ED - Telephone	128.64	1,000.00	871.36	12.86%
9311 · ED - Columbia Gas	74.82	2,600.00	2,525.18	2.88%
9312 · ED - Kentucky Utilities	550.37	6,000.00	5,449.63	9.17%
9313 · ED - Georgetown Water	228.89	1,400.00	1,171.11	16.35%
9315 · ED Internet Service/Cable	482.68	3,000.00	2,517.32	16.09%
9320 · ED - Supplies, Serv., Repair	3,564.19	6,000.00	2,435.81	59.4%
9330 · ED - Equipment	0.00	600.00	600.00	0.0%
9350 · ED - SP. EVENTS/PROG. SALARIES	2,768.42	34,000.00	31,231.58	8.14%
9400 · ED-Prog., Event, Supplies&Equip	1,289.27	3,500.00	2,210.73	36.84%
9600 · ED - Miscellaneous Expenses	0.00	200.00	200.00	0.0%
Total Expense	25,117.20	156,750.00	131,632.80	16.02%